

Selective P₄ activation by an organometallic nickel(I) radical: formation of a dinuclear nickel(II) tetraphosphide and related di- and trichalcogenides†‡

 Stefan Pelties,^a Dirk Herrmann,^a Bas de Bruin,^b František Hartl^c and Robert Wolf*^a

 Cite this: *Chem. Commun.*, 2014, 50, 7014

 Received 8th April 2014,
 Accepted 14th May 2014

DOI: 10.1039/c4cc02601b

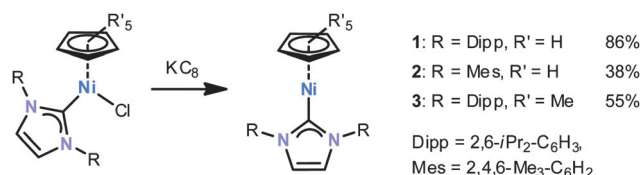
www.rsc.org/chemcomm

The reaction of the 17e nickel(I) radical [CpNi(IDipp)] (**1**, IDipp = 1,3-bis(2,6-diisopropylphenyl)imidazolin-2-ylidene) with P₄ results in a nickel tetraphosphide [(CpNi(IDipp))₂(μ-η¹:η¹-P₄)] with a butterfly-P₄²⁻ ligand; related chalcogenides [(CpNi(IDipp))₂(μ-E₂)] (E = S, Se, Te) and [(CpNi(IDipp))₂(μ-E₃)] (E = S, Se) are formed with S₈, Se_∞ and Te_∞.

The P₄ molecule is the most reactive allotrope of phosphorus; its activation and transformation by transition metal compounds has attracted substantial interest over the years.¹ While many low-valent metal complexes, *e.g.* transition metal carbonyls or anionic metalates, react with P₄, it is still challenging to design highly selective transformations.^{2,3}

White phosphorus is able to efficiently trap organic and main group element radicals.⁴ Therefore, one potential solution to the selectivity issue is to use a radical pathway in transition metal-mediated P₄ transformations. While 2nd and 3rd row metalloradicals are well-established,⁵ nickel(I) radicals have attracted significant attention recently.^{6,7} Importantly, Driess *et al.* have shown that reactions of β-diketiminato nickel(I) complexes with P₄ yield dinuclear complexes [(L^RNi)₂(μ-η³:η³-P₄)] (L^R = HC[CMeN(2,6-R₂C₆H₃)₂]₂ with R = Et, *i*Pr).⁸ The P–P bond activation in the doubly η³-coordinated ligand is reversible and occurs without the reduction of P₄ to formally P₄²⁻.

We have been interested in designing new reactive nickel(I) radicals for element–element bond activations. We now report the synthesis of complexes **1–3** featuring an NHC and a


 Scheme 1 Synthesis of nickel(I) complexes **1–3**.

cyclopentadienyl ligand, and an initial reactivity study of complex **1** with P₄ and related small molecules.

Complexes **1–3** are accessible according to Scheme 1 by the reduction of the appropriate nickel(II) halides with KC₈ in THF. ¹H NMR monitoring shows that **1–3** are formed very selectively; they can be isolated as yellow crystalline solids in modest to high yields. Single X-ray structure analyses (ESI†) revealed that the nickel centre is surrounded by the carbene carbon and one η⁵-coordinated Cp or Cp* moiety. No further significant interactions between nickel and the diisopropylphenyl groups are apparent. Nonetheless, the cyclopentadienyl ligand is tilted with respect to the nickel carbene bond with an angle C_{carbene}–Ni–(C₅R₅)_{centroid} of 154.3(1)° for **1**, 151.9(1)° for **2** and 164.6(1)° for **3**.§

Cyclic voltammograms show one electrochemically quasi-reversible wave at E_{1/2} = –1.02 and –1.06 V vs. Fc/Fc⁺ for Cp-substituted **1** and **2**, respectively, and a reversible wave at –1.18 V vs. Fc/Fc⁺ for the Cp* complex **3** (ESI†). UV/vis-spectroelectrochemistry (see Fig. 1 for **1**) confirms that these processes correspond to chemically reversible oxidations of neutral **1–3** to stable cationic nickel(II) complexes, which probably bind THF in the case of **1** and **2**. Indeed, the preparative oxidation of **1** with [Cp₂Fe]PF₆ affords the THF adduct [(C₅H₅)Ni(IDipp)(THF)]PF₆ (**1-THF**) (ESI†).§

Complexes **1–3** show identical magnetic moments of 2.3(1), 2.3(1), and 2.2(1) μ_B in [D₈]THF, which indicate the presence of one unpaired electron per molecule. The EPR spectrum of **1** is characteristic for an S = 1/2 system and reveals a rhombic g-tensor with significant deviations from g_e pointing to metalloradical character. DFT calculated g₁₁ and g₂₂ values are somewhat smaller than the experimental ones, but show a similar rhombicity (Fig. 1).

^a University of Regensburg, Institute of Inorganic Chemistry, 93040 Regensburg, Germany. E-mail: robert.wolf@ur.de

^b University of Amsterdam, Van't Hoff Institute for Molecular Sciences, Science Park 904, 1098 XH Amsterdam, The Netherlands

^c University of Reading, Department of Chemistry, Whiteknights, Reading, RG6 6AD, UK

† Dedicated to the memory of Prof. Michael F. Lappert.

‡ Electronic supplementary information (ESI) available. Full experimental details, electrochemical, EPR and crystallographic data. CCDC 995931–995941 and 999501. For ESI and crystallographic data in CIF or other electronic format see DOI: 10.1039/c4cc02601b



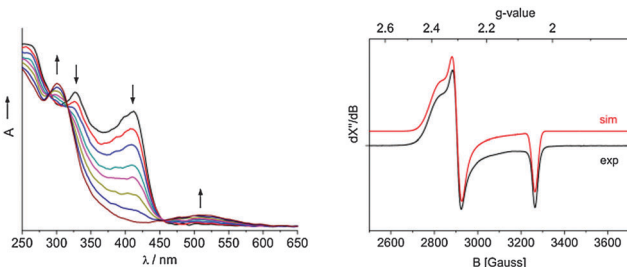


Fig. 1 Left: UV/Vis monitoring of the oxidation of **1** performed at -0.83 V vs. Fc/Fc^+ within an OTTE cell equipped with a Pt minigrid working electrode, THF/TBAH under Ar, 293 K. Right: experimental and simulated X-band EPR spectrum of **1** in frozen THF. Freq. 9.3646 GHz, 0.063 mW, 20 K, mod. 4 Gauss; g -tensor parameters obtained from simulations and DFT calculations (b3-lyp, def2-TZVP) are: $g_{11} = 2.377$ (2.220), $g_{22} = 2.306$ (2.187), $g_{33} = 2.050$ (2.078) (DFT-calculated values in parentheses).

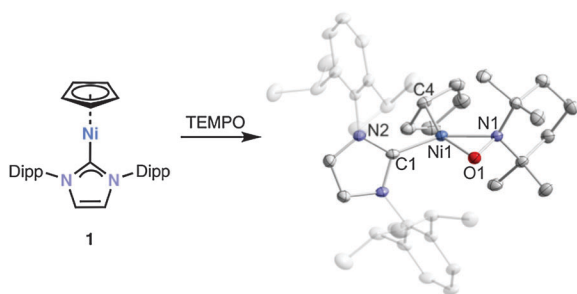


Fig. 2 Reaction of **1** with TEMPO and solid-state molecular structure of $[(\text{C}_5\text{H}_5)\text{Ni}(\text{TEMPO})(\text{IDipp})]$ (**5**). The hydrogen atoms are omitted for clarity. Thermal ellipsoids are drawn at 40% level. Selected bond lengths [Å] and angles [°]: Ni1–O1 1.8408(14), Ni1–N1 1.9581(16), N1–O1 1.3989(20), Ni1–C1 1.8824(19), Ni1–C4 2.034(2), C1–Ni1–O1 104.50(7), O1–Ni1–N1 43.07(6), C1–Ni1–C4 97.104(4), N1–Ni1–C4 115.325(2).

Initial reactivity studies of **1** established its behavior as a typical metal-centered radical. The reactions of phenyl disulfide

and TEMPO with **1** in THF afforded the known thiolate $[(\text{C}_5\text{H}_5)\text{Ni}(\text{SPh})(\text{IDipp})]$ (**4**)⁹ and the new TEMPO adduct **5** in quantitative yield (Fig. 2). The molecular structure of **5** shows a side-on η^2 -coordinated TEMPO ligand and an η^1 -coordinated Cp ligand at the distorted square planar nickel(II) atom. The structural parameters agree with presence of a formally anionic TEMPO[−] ligand.¹⁰ A sharp ¹H NMR singlet at 5.93 ppm is observed for the Cp moiety even at -90 °C presumably due to rapid haptotropic migration.

We next investigated the reactivity of **1** with the heavier chalcogens. The reaction with S_8 (1/8 equivalents) gave the blue disulfide **6-S** and the purple trisulfide **7-S** (Fig. 3) in a 7 : 3 ratio according to ¹H NMR analysis. **6-S** is soluble in *n*-hexane and diethyl ether and can thus be separated from **7-S** by extraction and subsequent crystallisation (ESI[†]). Disulfide-bridged dinuclear complexes with an M–S–S–M motif are well-known,¹¹ while complexes with an unsupported $\mu\text{-S}_3^{2-}$ bridge are still rather scarce.^{11a,b,12} The structure of **7-S** shows a similar S1–S2–S3 angle and S–S bond lengths as the structure of $[(\text{C}_5\text{H}_5)\text{Fe}(\text{CO})_2]_2(\mu\text{-S}_3)$.^{11a} Diselenide **6-Se** (31% isolated) is the major reaction product of **1** with one equivalent of elemental selenium. A ¹H NMR spectrum of the reaction mixture (THF, room temperature) shows that **6-Se** is formed in more than 80% yield whereas the triselenide **7-Se** is a minor by-product. Ditelluride **6-Te** was the only product to be detected after stirring **1** with one equivalent of grey tellurium for seven days. It was isolated as a dark brown crystalline solid in 31% yield. The molecular structures of **6-Se**, **6-Te** and **7-Se** are analogous to the corresponding sulfides **6-S** and **7-S** (ESI[†]).

Considering that a mixture of at least two products is formed with sulfur and selenium, it was gratifying to discover that complex **1** reacts with P_4 in a highly selective fashion in THF at room temperature, giving tetraphosphide **8** as the sole product. The reaction is instantaneous, and compound **8** can be isolated as an analytically pure, dark purple powder in quantitative yield simply by removing the solvent. Its molecular structure (Fig. 3)

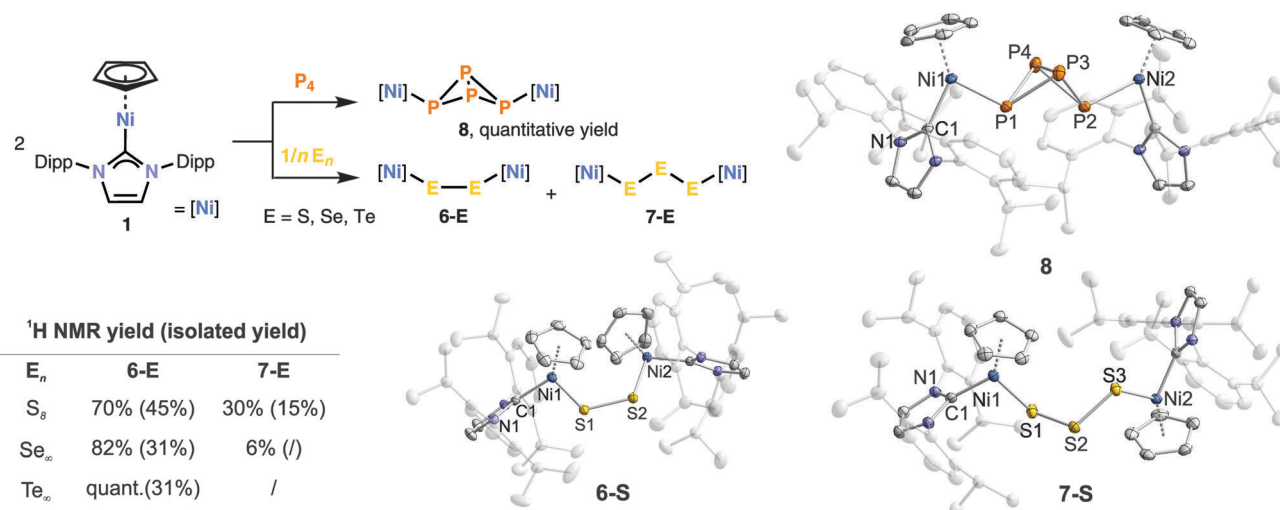


Fig. 3 Left: reactions of **1** with P_4 , S_8 , Se_∞ and Te_∞ . Right: solid-state molecular structures of the products **6-S**, **7-S** and **8**. The hydrogen atoms are omitted for clarity. Thermal ellipsoids are drawn at 40% level. Selected bond lengths [Å] and angles [°]: **6-S**: Ni1–S1/Ni2–S2 2.1800(1)/2.1797(1), S1–S2 2.0476(1), Ni1–S1–S2–Ni2 78.601(5), **7-S**: Ni1–S1/Ni2–S3 2.1936(6)/2.1748(5), S1–S2/S2–S3 2.0561(7)/2.0522(7), S1–S2–S3 111.58(3), **8**: Ni1–P1/Ni2–P2 2.2107(6)/2.2103(6), P1–P3/P4 2.2334(7)/2.2111(7), P3–P4 2.1649(7), P1–P2 2.8897(8).



shows an *exo/exo* configuration for the two $[(C_5H_5)Ni(IDipp)]$ units. The P–P bond lengths (2.2111(7)–2.2334(7) Å) are very similar to those in P_4 (P–P 2.21 Å). The $^{31}P\{^1H\}$ NMR spectrum shows two triplets at $\delta = -307.4$ and -45.8 ppm with $^1J_{P-P} = -190.5$ Hz. These values are similar to those of $[(Cp^RFe(CO)_2]_2(\mu-\eta^1:\eta^1-P_4)]$ ($Cp^R = C_5H_3-1,3-tBu_2, C_5H_2-1,2,4-tBu_3, C_5H-iPr_4, C_5Me_5$) and $[(Cp^*Cr(CO)_3]_2(\mu-\eta^1:\eta^1-P_4)]$, which also display a tetraphospha-[1.1.0]bicyclobutane framework.¹³

In conclusion, we have prepared rare mononuclear cyclopentadienyl nickel(i) complexes **1–3** with significant metallo-radical character.^{6,7} This feature was successfully utilized for the high-yield synthesis of the novel tetraphosphido complex $[(C_5H_5)Ni(IDipp)]_2(\mu-\eta^1:\eta^1-P_4)$ (**8**), which features an uncommon $\mu-\eta^1:\eta^1$ -bridging P_4^{2-} ligand.¹⁴ Further reactivity studies of **1–3** and **8** are in progress; the results will be reported in due course.

We thank Christian Hoidn, Christian Preischl and Philipp Büschelberger for preparing **1–3** as part of their BSc projects. Financial support by the DFG and NWO (NWO-VICI 016.122.613) is gratefully acknowledged.

Notes and references

§ During the preparation of this manuscript, Hazari *et al.* reported the synthesis and characterization of **1**, **1-THF** and closely related mono- and dinuclear species by a different synthetic route.⁷ Based on DFT calculations, the bending of the $C_{\text{carbene}}-Ni-(C_5H_5)_{\text{centroid}}$ angle in the structure of **1** was attributed to the asymmetric spin density distribution.

¶ The hydride complex $[(C_5H_5)NiH(IDipp)]$ (**1-H**) was identified as a minor by-product (<5%) of the synthesis of **1**. Compound **1-H** was prepared independently and features a distinct molecular structure from **1**; see the ESI† for details.

- (a) B. M. Cossairt, N. A. Piro and C. C. Cummins, *Chem. Rev.*, 2010, **110**, 4164; (b) M. Caporali, L. Gonsalvi, A. Rossin and M. Peruzzini, *Chem. Rev.*, 2010, **110**, 4178; (c) M. Scheer, G. Balázs and A. Seitz, *Chem. Rev.*, 2010, **110**, 4236.
- (a) G. L. Simon and L. F. Dahl, *J. Am. Chem. Soc.*, 1973, **95**, 2175; (b) O. J. Scherer, H. Sitzmann and G. Wolmershäuser, *Angew. Chem., Int. Ed. Engl.*, 1985, **24**, 351; (c) O. J. Scherer and T. Brück, *Angew. Chem., Int. Ed. Engl.*, 1987, **26**, 59; (d) O. J. Scherer, M. Swarowsky, H. Swarowsky and G. Wolmershäuser, *Angew. Chem., Int. Ed. Engl.*, 1988, **27**, 694; (e) M. Scheer and U. Becker, *Chem. Ber.*, 1996, **129**, 1307.
- (a) E. Urnežius, W. W. Brennessel, C. J. Cramer, J. E. Ellis and P. von R. Schleyer, *Science*, 2002, **295**, 832; (b) E.-M. Schnöckelborg, J. J. Weigand and R. Wolf, *Angew. Chem., Int. Ed.*, 2011, **50**, 6657.
- (a) D. H. R. Barton and J. Zhu, *J. Am. Chem. Soc.*, 1993, **115**, 2071; (b) D. H. Barton and R. A. Vonder Embse, *Tetrahedron*, 1998, **54**, 12475; (c) S. L. Hinchley, C. A. Morrison, D. W. H. Rankin, C. L. B. Macdonald, R. J. Wiacek, A. Voigt, A. H. Cowley, M. F. Lappert, G. Gundersen, J. A. C. Clyburne and P. P. Power, *J. Am. Chem. Soc.*, 2001, **123**, 9045; (d) N. A. Giffin, A. D. Hendsbee, T. L. Roemmele, M. D. Lumsden, C. C. Pye and J. D. Masuda, *Inorg. Chem.*, 2012, **51**, 11837.
- B. de Bruin, D. G. H. Hetterscheid, A. J. J. Koekkoek and H. Grützmacher, *Prog. Inorg. Chem.*, 2007, 247.
- (a) P. L. Holland, T. R. Cundari, L. L. Perez, N. A. Eckert and R. J. Lachicotte, *J. Am. Chem. Soc.*, 2002, **124**, 14416; (b) N. A. Eckert, A. Dinescu, T. R. Cundari and P. L. Holland, *Inorg. Chem.*, 2005, **44**, 7702; (c) B. R. Dible, M. S. Sigman and A. M. Arif, *Inorg. Chem.*, 2005, **44**, 3774; (d) C. A. Laskowski and G. L. Hillhouse, *J. Am. Chem. Soc.*, 2008, **130**, 13846–13847; (e) D. Bai, P. Wei and D. W. Stephan, *Organometallics*, 2005, **24**, 5901; (f) C. J. E. Davies, M. J. Page, C. E. Ellul, M. F. Mahon and M. K. Whittlesey, *Chem. Commun.*, 2010, **46**, 5151; (g) M. Vogt, B. de Bruin, H. Berke, M. Trincado and H. Grützmacher, *Chem. Sci.*, 2011, **2**, 723; (h) K. Zhang, M. Conda-Sheridan, S. R. Cooke and J. Louie, *Organometallics*, 2011, **30**, 2546; (i) S. Nagao, T. Matsumoto, Y. Koga and K. Matsubara, *Chem. Lett.*, 2011, **40**, 1036; (j) C. A. Laskowski, D. J. Bungum, S. M. Baldwin, S. A. Del Ciello, V. M. Iluc and G. L. Hillhouse, *J. Am. Chem. Soc.*, 2013, **135**, 18272; (k) M. J. Page, W. Y. Lu, R. C. Poulten, E. Carter, A. G. Algarra, B. M. Kariuki, S. A. Macgregor, M. F. Mahon, K. J. Cavell, D. M. Murphy and M. K. Whittlesey, *Chem. – Eur. J.*, 2013, **19**, 2158; (l) R. C. Poulten, M. J. Page, A. G. Algarra, J. J. Le Roy, I. López, E. Carter, A. Llobet, S. A. Macgregor, M. F. Mahon, D. M. Murphy, M. Murugesu and M. K. Whittlesey, *J. Am. Chem. Soc.*, 2013, **135**, 13640.
- J. Wu, A. Nova, D. Balcells, G. W. Brudvig, W. Dai, M. L. M. Guard, N. Hazari, P.-H. Lin, R. Pokhrel and M. K. Takase, *Chem. – Eur. J.*, 2014, **18**, 5327.
- S. Yao, Y. Xiong, C. Milsmann, E. Bill, S. Pfirrmann, C. Limberg and M. Driess, *Chem. – Eur. J.*, 2010, **16**, 436.
- D. A. Malyshev, N. M. Scott, N. Marion, E. D. Stevens, V. P. Ananikov, I. P. Beletskaya and S. P. Nolan, *Organometallics*, 2006, **25**, 446.
- (a) M. H. Dickman and R. J. Doedens, *Inorg. Chem.*, 1982, **21**, 682; (b) M. K. Mahanthappa, K.-W. Huang, A. P. Cole and R. M. Waymouth, *Chem. Commun.*, 2002, 502; (c) D. Isrow and B. Captain, *Inorg. Chem.*, 2011, **50**, 5864; (d) D. G. H. Hetterscheid, J. Kaiser, E. Reijerse, T. P. J. Peters, S. Thewissen, A. N. J. Blok, J. M. M. Smits, R. de Gelder and B. de Bruin, *J. Am. Chem. Soc.*, 2005, **127**, 1895.
- Selected examples: (a) M. A. El-Hinnawi, A. A. Aruffo, B. D. Santarsiero, D. R. McAlister and V. Schomaker, *Inorg. Chem.*, 1983, **22**, 1585; (b) N. Zhu, S. Du, X. Wu and J. Lu, *Angew. Chem., Int. Ed. Engl.*, 1992, **31**, 87; (c) M. Emirdag-Eanes and J. A. Ibers, *Inorg. Chem.*, 2001, **40**, 6910; (d) J. T. York, E. C. Brown and W. B. Tolman, *Angew. Chem., Int. Ed.*, 2005, **44**, 7745; (e) J. Hu, G. Liu, Q. Jiang, R. Zhang, W. Huang and H. Yan, *Inorg. Chem.*, 2010, **49**, 11199; (f) L.-P. Wei, Z.-G. Ren, L.-W. Zhu, W.-Y. Yan, S. Sun, H.-F. Wang, J.-P. Lang and Z.-R. Sun, *Inorg. Chem.*, 2011, **50**, 4493; (g) E. M. Matson, M. D. Goshert, J. J. Kiernicki, B. S. Newell, P. E. Fanwick, M. P. Shores, J. R. Walensky and S. C. Bart, *Chem. – Eur. J.*, 2013, **19**, 16167; (h) J. Wallick, C. G. Riordan and G. P. A. Yap, *J. Am. Chem. Soc.*, 2013, **135**, 14972.
- (a) R. Steudel, M. Kustos and A. Prenzel, *Z. Naturforsch., B: J. Chem. Sci.*, 1997, **52**, 79; (b) E. Galardon, H. Daguet, P. Deschamps, P. Roussel, A. Tomas and I. Artaud, *Dalton Trans.*, 2013, **42**, 2817.
- (a) L. Weber and U. Sonnenberg, *Chem. Ber.*, 1991, **124**, 725; (b) P. Jutzi and S. Opiela, *J. Organomet. Chem.*, 1992, **431**, C29; (c) O. J. Scherer, G. Schwarz and G. Wolmershäuser, *Z. Anorg. Allg. Chem.*, 1996, **622**, 95; (d) O. J. Scherer, T. Hilt and G. Wolmershäuser, *Organometallics*, 1998, **17**, 4110; (e) C. Schwarzmaier, *PhD thesis*, University of Regensburg, 2012.
- For related work on P_4 activation by Ni^0 complexes, see: B. Zarzycki, T. Zell, D. Schmidt and U. Radius, *Eur. J. Inorg. Chem.*, 2013, 2051, and literature cited therein.

