



## C–H Functionalization Hot Paper

How to cite: *Angew. Chem. Int. Ed.* **2021**, *60*, 2439–2445

International Edition: doi.org/10.1002/anie.202011815

German Edition: doi.org/10.1002/ange.202011815

Visible-Light-Promoted Metal-Free Synthesis of (Hetero)Aromatic Nitriles from C(sp<sup>3</sup>)–H Bonds\*\*

Kathiravan Murugesan, Karsten Donabauer, and Burkhard König\*

**Abstract:** The metal-free activation of C(sp<sup>3</sup>)–H bonds to value-added products is of paramount importance in organic synthesis. We report the use of the commercially available organic dye 2,4,6-triphenylpyrylium tetrafluoroborate (TPP) for the conversion of methylarenes to the corresponding aryl nitriles via a photocatalytic process. Applying this methodology, a variety of cyanobenzenes have been synthesized in good to excellent yield under metal- and cyanide-free conditions. We demonstrate the scope of the method with over 50 examples including late-stage functionalization of drug molecules (celecoxib) and complex structures such as L-menthol, amino acids, and cholesterol derivatives. Furthermore, the presented synthetic protocol is applicable for gram-scale reactions. In addition to methylarenes, selected examples for the cyanation of aldehydes, alcohols and oximes are demonstrated as well. Detailed mechanistic investigations have been carried out using time-resolved luminescence quenching studies, control experiments, and NMR spectroscopy as well as kinetic studies, all supporting the proposed catalytic cycle.

## Introduction

Transition-metal based catalysts have an indispensable role in several chemical reactions<sup>[1]</sup> industrial production,<sup>[1a–e,h]</sup> fine and bulk chemical synthesis.<sup>[1i]</sup> During the last two decades, several transition-metal based catalysts<sup>[1q,6]</sup> have been developed for the activation of C–H bonds in sp<sup>3</sup> centers via thermal and photochemical pathways.<sup>[1q,2]</sup> One of the most important transformations is the conversion of petroleum by-products into fine chemicals,<sup>[1a,b]</sup> for example, the synthesis of benzonitrile from toluene.<sup>[1b,c]</sup> Industrially, benzonitrile is produced by ammoxidation of toluene using a transition-metal catalyst (vanadium) and applying a high NH<sub>3</sub> and O<sub>2</sub> pressure at 300–500 °C.<sup>[1b,c]</sup> Since the nitrile moiety is an essential functional group in various drugs and bioactive compounds,<sup>[3]</sup> as well as an important building block for the

preparation of fine and bulk chemicals,<sup>[4]</sup> novel, milder, (transition)metal catalyzed methods starting from alcohols,<sup>[5]</sup> amines,<sup>[6]</sup> aldehydes<sup>[7]</sup> or more conveniently from simple CH<sub>3</sub> have been developed in recent years.<sup>[7f,8]</sup> One example comprises the palladium-catalyzed cyanation of methylarenes using *t*BuONO as nitrogen source reported by Wang and co-workers in 2013.<sup>[8a]</sup>

While these methods carry a remarkable impact and are highly valuable, they operate in most cases under elevated temperature and employ hazardous reagents or (transition)-metals. However, owing to the high price,<sup>[9]</sup> low abundance<sup>[10]</sup> or toxicity,<sup>[11]</sup> of (transition)metals, the interest in using alternative metal-free catalysts is growing within the scientific community, especially for the late-stage functionalization of inert C–H bonds.<sup>[12]</sup> An intriguing development in this regard is the activation of aromatic compounds by an organic photocatalyst to form nitriles from C(sp<sup>2</sup>)–H bonds reported by Nicewicz<sup>[13]</sup> and others.<sup>[14]</sup> Yet, this method employs toxic cyanide as stoichiometric reagent, which can be a drawback, especially in a bulk-scale synthesis. Besides the use of a toxic cyanide source, a few photochemical methods for the synthesis of nitriles have been developed using a greener ammonium salt.<sup>[7d,e,14a]</sup> These include the conversion of aldehydes to nitriles using a ruthenium photocatalyst with ammonium persulfate as nitrogen source (Scheme 1 A)<sup>[7d]</sup> or a heterogeneous Co@g-C<sub>3</sub>N<sub>4</sub> photocatalyst together with NH<sub>2</sub>OH·HCl reported by the Rai group (Scheme 1 B).<sup>[7e]</sup> Another interesting transformation in this regard is the functionalization of styrenes to N-hydroxybenzimidoyl cyanides (Scheme 1 C).<sup>[14a]</sup> Most photocatalytic methods furnishing nitriles in absence of cyanide use pre-functionalized starting materials. However, the conversion of methylarenes to nitriles analogous to the industrial ammoxidation illustrates a simpler and more efficient retrosynthetic pathway.

Considering all factors, we wondered if a photocatalytic, metal- and cyanide free one-step procedure from toluene derivatives to nitriles can be developed. As activation method, we envisioned that methylarene substrates ( $E_{1/2} = +2.36$  V vs. SCE for toluene)<sup>[15]</sup> may be activated by a highly oxidizing photocatalysts or by a hydrogen atom abstraction at the benzylic position. Herein we describe the use of the commercially available organic dye 2,4,6-triphenylpyrylium tetrafluoroborate (TPP)<sup>[16]</sup> for the synthesis of nitriles from methylarenes. In addition to this, a detailed mechanistic investigation was carried out to support our mechanistic hypothesis. All experimental results and spectroscopic analyses support the proposed catalytic cycle. To the best of our knowledge, this is the first example for a photocatalytic ammoxidation of methylarenes using abundant feedstock

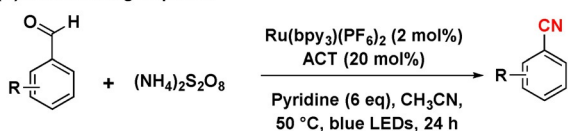
[\*] Dr. K. Murugesan, K. Donabauer, Prof. Dr. B. König  
Faculty of Chemistry and Pharmacy, University of Regensburg  
(Germany)  
E-mail: burkhard.koenig@chemie.uni-regensburg.de

[\*\*] A previous version of this manuscript has been deposited on a preprint server (<https://doi.org/10.26434/chemrxiv.12854813.v1>).

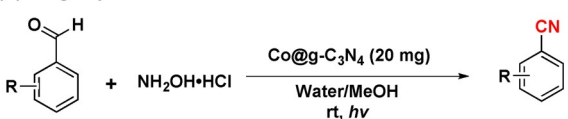
Supporting information and the ORCID identification number(s) for the author(s) of this article can be found under:  
<https://doi.org/10.1002/anie.202011815>.

© 2020 The Authors. Angewandte Chemie International Edition published by Wiley-VCH GmbH. This is an open access article under the terms of the Creative Commons Attribution License, which permits use, distribution and reproduction in any medium, provided the original work is properly cited.

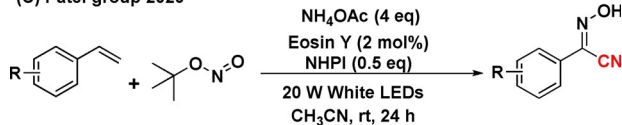
## (A) Leadbeater group 2018



## (B) Rai group 2019

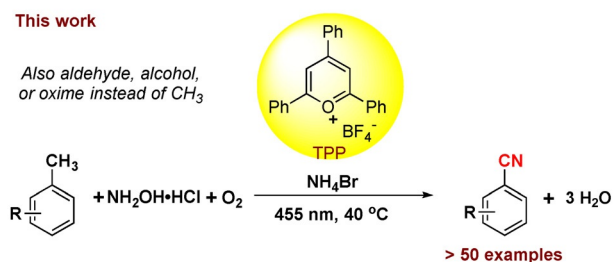


## (C) Patel group 2020



## This work

Also aldehyde, alcohol, or oxime instead of  $\text{CH}_3$



**Scheme 1.** Photocatalytic nitrile formations using ammonium salts.

materials, ammonium salts and molecular oxygen without the use of metals and toxic reagents.

## Results and Discussion

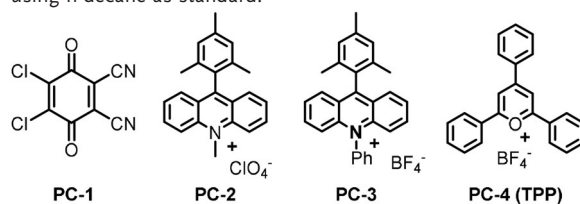
At the start of our investigation, we screened commercially available organic dyes for the desired transformation (Table 1 and S1). Gratifyingly, the use of DDQ (PC-1) and acridinium-based photocatalysts (PC-2 and PC-3) gave the desired product with  $\text{NH}_2\text{OH}\cdot\text{HCl}$  as ammonia source and  $\text{NH}_4\text{Br}$  as additive, however only in a low yield of 12–26% (Table 1, entries 1–3). Interestingly, the more sensitive photocatalyst TPP (PC-4) ( $E_{1/2} = +2.55$  V vs. SCE),<sup>[17]</sup> gave methyl 4-cyanobenzoate (**2**) in a good GC-yield of 76% (Table 1, entry 4). Screening different ammonium salts, merely hydroxylamine hydrochloride gave the desired product **2**, while all other tested ammonium sources, such as ammonium acetate and aqueous ammonia failed to render the desired product (Table 1, entries 4–6 and Table S1, entries 5–6). Possible reasons for this observation are that the oxidation of simple ammonia ( $E_{1/2} = +0.63$  V vs. SCE)<sup>[18]</sup> might be faster than the required oxidation of the substrate and the potential degradation of PC-4 in the presence of a base or nucleophiles. Crucially, control experiments revealed the necessity of light, photocatalyst,  $\text{O}_2$  and  $\text{NH}_2\text{OH}\cdot\text{HCl}$  for the formation of the desired product (Table S4, entries 2–4 and 7).

Having identified a potential photocatalyst (PC-4, TPP), the effect of temperature (a), ammonium bromide (b) and hydroxylamine loading (c) was investigated in more detail, including the formation of by-products (Figure 1). Most decisively, a lower reaction temperature seems to hamper

**Table 1:** Photocatalyst and ammonia source screening.

Entry	Photocatalyst (PC)	Ammonia source	Yield of <b>2</b> (%)
1 <sup>[a]</sup>	PC-1	$\text{NH}_2\text{OH}\cdot\text{HCl}$	26
2 <sup>[a]</sup>	PC-2	$\text{NH}_2\text{OH}\cdot\text{HCl}$	12
3 <sup>[a]</sup>	PC-3	$\text{NH}_2\text{OH}\cdot\text{HCl}$	14
4 <sup>[a]</sup>	PC-4	$\text{NH}_2\text{OH}\cdot\text{HCl}$	76
5 <sup>[a]</sup>	PC-4	$\text{NH}_4(\text{OAc})$	NR
6 <sup>[a]</sup>	PC-4	aq. $\text{NH}_3$	NR

Reaction conditions: [a] 0.1 mmol substrate, 20 mol% PC, 3 equiv. ammonia source, 2.5 equiv.  $\text{NH}_4\text{Br}$ , 25 mg 4 Å MS, 1 bar  $\text{O}_2$ , 2 mL acetonitrile (0.05 M), 455 nm, 40 °C, 24 h, yields were determined by GC using *n*-decane as standard.

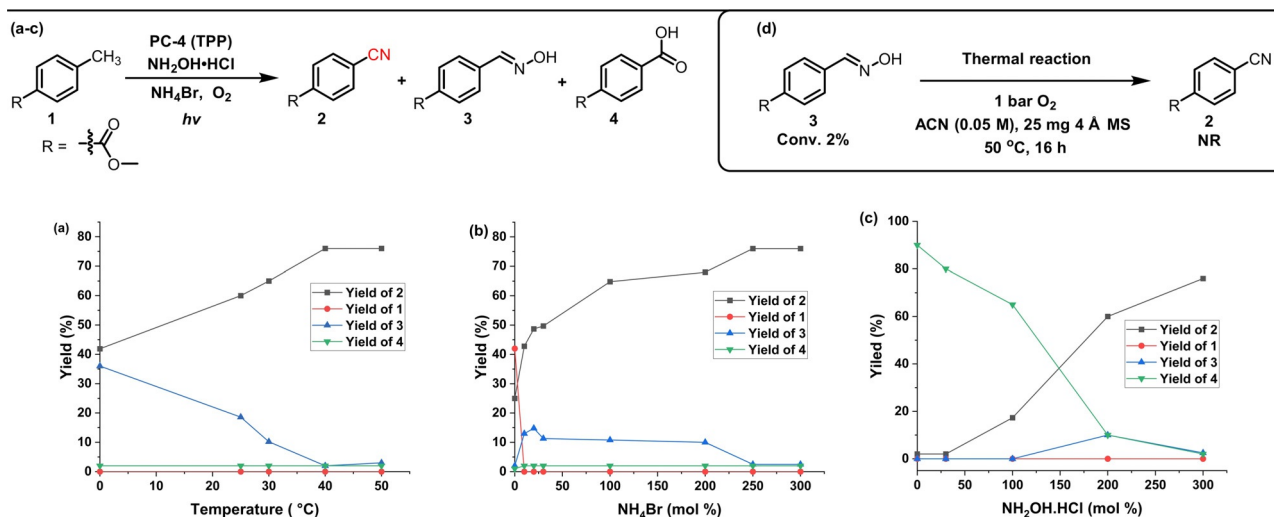


the water elimination from the intermediate oxime **3** to form nitrile **2** (Figure 1a), while the presence of  $\text{NH}_4\text{Br}$  is crucial for a satisfactory conversion of **1** (Figure 1b). As expected, the absence of a suitable ammonium source leads to the over-oxidation to the corresponding acid **4** (Figure 1c). Notably, the conversion of oxime **3** to nitrile **2** only proceeds under photocatalytic conditions and not in the dark under thermal conditions (Figure 1d). The complete optimization process including time, solvent, additive, catalyst loading and wavelength variation is given in the supporting information (Table S1–S3 and Figure S3).

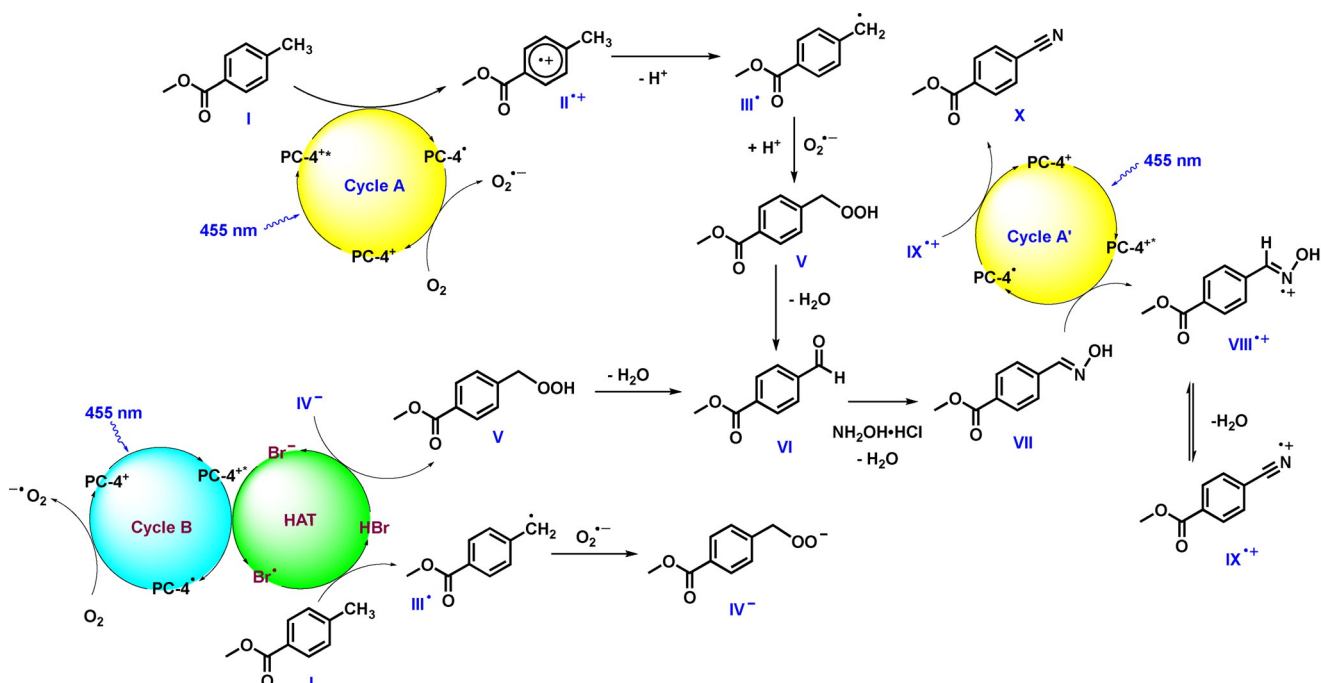
### Mechanistic Hypothesis

The initial results suggest that the oxime is one of the key intermediates, as its depletion is accompanied by the formation of the product (Figure 1). Further, the control experiment yielding no product in the absence of  $\text{O}_2$  indicates that the oxime might be formed from the corresponding aldehyde. Based on this we envisioned the following catalytic cycle (Figure 2; Cycle A): The substrate ( $E_{1/2}(\text{I}/\text{I}^+) = +2.45$  V vs. SCE, see SI) is oxidised by the excited photocatalyst ( $E_{1/2}(\text{PC-4}^{+*}/\text{PC-4}^{\bullet}) = +2.55$  V vs. SCE)<sup>[17]</sup> generating radical cation  $\text{II}^{\bullet+}$  and the reduced photocatalyst species (PC-4<sup>•</sup>).

The photocatalytic cycle is closed by single electron transfer from PC-4<sup>•</sup> to  $\text{O}_2$ , forming a superoxide anion ( $\text{O}_2^{\bullet-}$ ).<sup>[19]</sup> Intermediate  $\text{II}^{\bullet+}$  loses a proton to form the more stable benzylic radical ( $\text{III}^{\bullet}$ ), which combines with the superoxide anion to peroxide derivative **V** after protonation. Alternatively, benzylic radical  $\text{III}^{\bullet}$  can directly add to  $\text{O}_2$  to give a peroxide radical, which may accept an electron from PC-4<sup>•</sup> to close the photocatalytic cycle and form intermediate **V**.<sup>[20]</sup> Elimination of water from **V** leads to the corresponding



**Figure 1.** Influence of temperature and NH<sub>4</sub>Br and NH<sub>2</sub>OH·HCl loading. Reactions performed under standard reaction conditions (Table 1, entry 4) with (a) varying temperature, (b) varying NH<sub>4</sub>Br loading, (c) varying NH<sub>2</sub>OH·HCl loading and (d) starting from oxime **3** in absence of light, photocatalyst and NH<sub>4</sub>Br at 50 °C.



**Figure 2.** Proposed catalytic cycles for the ammoxidation of methylarenes.

aldehyde intermediate (**VI**), which yields oxime **VII** upon condensation with NH<sub>2</sub>OH·HCl. As the oxime is not converted to the final product in the absence of light (Figure 1 d), a following photocatalytic cycle is proposed (Figure 2, Cycle A'). Here, the oxime (**VII**) is oxidised to **VIII**<sup>•+</sup> via reductive quenching<sup>[7e]</sup> of PC-4\*<sup>•</sup> followed by elimination of water to give intermediate **IX**<sup>•+</sup>. The reduced PC undergoes SET with **IX**<sup>•+</sup> to render the desired product **X**, closing the photocatalytic cycle and completing a redox-neutral process. As shown in Figure 1, the presence of NH<sub>4</sub>Br is crucial to obtain a satisfactory yield. Thus, another catalytic cycle may be operative, yielding the same reaction product (Figure 2, Cycle

B). Bromide anions are known hydrogen atom transfer (HAT) catalysts.<sup>[21]</sup> In presence of visible-light, the excited PC can oxidise Br<sup>-</sup> to generate the Br<sup>•</sup> radical, which is capable to abstract the H-atom from the methylarene to yield a benzyl radical (**III**<sup>•</sup>) and HBr. The combination of superoxide anion and **III**<sup>•</sup> yields intermediate **IV**<sup>-</sup>, which deprotonates HBr to regenerate Br<sup>-</sup> and form intermediate **V**. After its formation, **V** follows the same mechanistic pathway as described above (Cycle A and A').

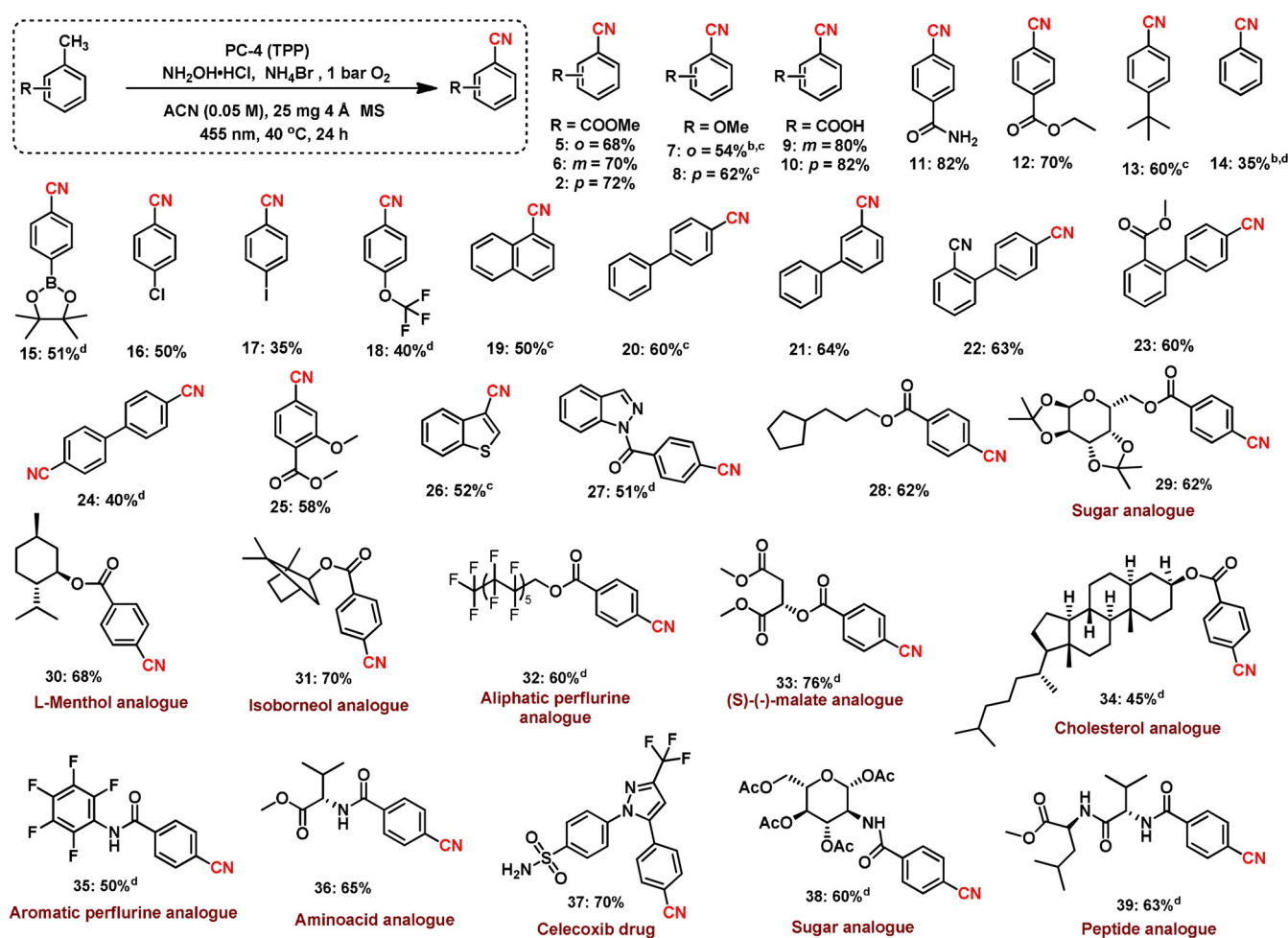
To support this proposed hypothesis, we performed several mechanistic experiments, starting with spectroscopic investigations. Time-resolved luminescence quenching ex-

periments indicated that methyl 4-methylbenzoate (**1**) can be oxidized by the excited TPP (PC-4) (Figure S4a,b), as a slight decrease of the luminescence lifetime with increasing concentration of **1** was observed ( $K_{SV} = 0.283 \text{ M}^{-1}$ ). Further, no life-time quenching was detected with product **2** or proposed aldehyde intermediate **VI** (Figure S4c). On the other hand, the oxime intermediate (**3**) showed a superior quenching to methyl 4-methylbenzoate (**1**) (Figure S4c,  $K_{SV} = 25.9 \text{ M}^{-1}$ ), indicating an interaction of the excited photocatalyst with the oxime intermediate to form the desired product under the applied reaction conditions (Cycle A'). To support that an electron transfer is feasible, cyclic voltammetry measurements revealed a potential of ( $E_{1/2}(\mathbf{3}^{+}/\mathbf{3}) = +1.80 \text{ V}$  vs. SCE, see SI) for the oxime, which lies within the oxidation window of PC-4.

The quenching efficiencies of  $\text{NH}_2\text{OH}\cdot\text{HCl}$  and  $\text{NH}_4\text{Br}$  were investigated as well, with the former ( $K_{SV} = 23.5 \text{ M}^{-1}$ ) exhibiting a poorer quenching than the later one ( $K_{SV} = 75 \text{ M}^{-1}$ ) (Figure S6), which suggests that Cycle B can be active as well. Comparing the luminescence lifetime quenching of  $\text{NH}_4\text{Br}$  and the methyl 4-methylbenzoate starting material (**1**),  $\text{NH}_4\text{Br}$  seems to decrease the lifetime much

more effectively (Figure S7). However, an electron-rich substrate (4-methyl anisole) opposed to electron-poor substrate **1** proved to be a potent quencher as well (Figure S8,  $K_{SV} = 83.7 \text{ M}^{-1}$ ), showing a slightly superior quenching ability to  $\text{NH}_4\text{Br}$ . Thus, based on the time-resolved luminescence quenching experiments, both proposed catalytic cycles A and B can be operative, with their respective importance likely being dependent on the electronic nature of the starting material.

Next, several mechanistic control experiments were performed to directly or indirectly detect reaction intermediates vital for the mechanistic process (Scheme S2). The model reaction was performed under standard reaction condition in presence of TEMPO, yielding no product, which indicates a radical pathway (Scheme S2, Experiment-1). Further, the radical cation intermediate ( $\text{II}^+$ ) could be trapped in the presence of pyrazole or 4-chloropyrazole as nucleophiles under standard reaction condition, in a similar reaction as reported by Nicewicz,<sup>[22]</sup> supporting its formation (Scheme S2, Experiment-2). Looking at the more stable intermediates, the methylarene is proposed to be oxidized to the corresponding aldehyde (**VI**). The generation of an

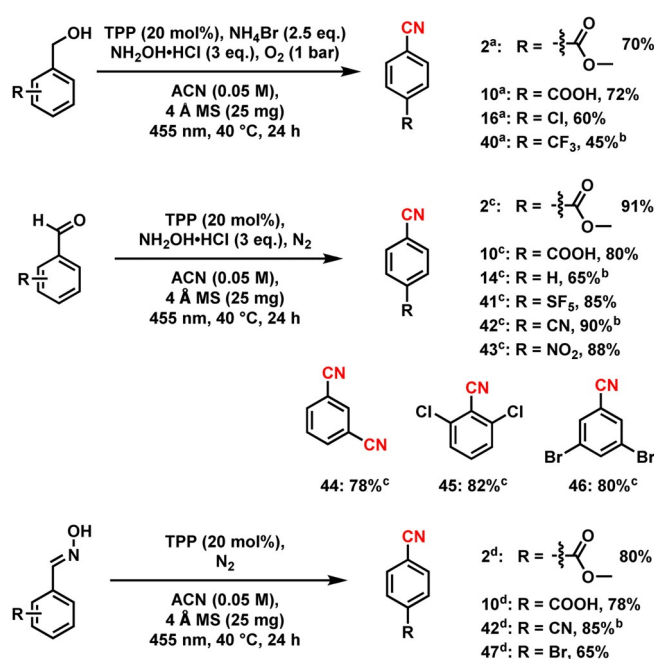


**Scheme 2.** Substrate scope for the synthesis of functionalized cyanobenzenes. Reaction conditions: <sup>a</sup>0.1 mmol substrate, 20 mol% PC, 3 equiv.  $\text{NH}_2\text{OH}\cdot\text{HCl}$ , 2.5 equiv.  $\text{NH}_4\text{Br}$ , 25 mg 4 Å MS, 1 bar  $\text{O}_2$ , 2 mL acetonitrile (0.05 M), 455 nm, 40 °C, 24 h, isolated yields. <sup>b</sup>GC yields using n-decane as standard. <sup>c</sup>Same as "a" using 1 equiv. of PTSL. <sup>d</sup>Same as "a" 48 h instead of 24 h.

aldehyde intermediate is supported by its detection when avoiding an ammonium source (Scheme S2, Experiment-3).

Further, aldehydes as well as oximes could be used as starting materials for the synthesis of the final nitrile product (Scheme S2, Experiment-5 & 6). In both cases, product **2** was formed with a yield of 91 % and 80 %, respectively. Notably, the presence of O<sub>2</sub> is not required in both cases, which is in accordance to the proposed reaction mechanism (Figure 2, Cycle A'). The reaction progress could be followed by NMR as well (Figure S15–18), clearly showing the formation of the oxime followed by the product formation under the applied conditions. As mentioned above, the oxime could not be converted to the nitrile under thermal conditions. To indicate the necessity of more than one photon for the formation of one product molecule, the product yield dependent on the irradiation intensity was investigated (see SI, Figure S19).<sup>[23]</sup> Collectively, the described control experiments and spectroscopic investigations all support the proposed photocatalytic cycles. In addition, the catalyst deactivation pathway was also studied under the standard reaction conditions, suggesting 2,4,6-triphenylpyridine as the degradation product, which could further be observed in the scale-up batch as minor by-product supported by HRMS (Scheme-S3).

With the successful conditions in hand, we explored the C(sp<sup>3</sup>)-H functionalization of different methylarenes (Scheme 2). Substrates bearing electron-donating and -withdrawing groups, as well as heterocycles, gave the respective products in good to excellent yields (Scheme 2, **5–39**). Functional groups such as carboxylic acid, ester, amide, halogens, cyanide and boronic ester were untouched during the reaction (Scheme 2, **5–6**, **9–12**, **15–18** and **22–23**). Applying this methodology, a dinitrile could also be synthesized in a one-pot procedure with a moderate yield (**24**). Structurally complex, bioactive- and drug- molecules could be employed for a selective cyanation as well, rendering the desired product in good to excellent yields up to 76 % (Scheme 2, **29–39**). Delightfully, substrates bearing multiple oxygen atoms, which are usually not stable under photochemical conditions in the presence of oxygen, are viable, too.<sup>[24]</sup> Using the developed protocol, sugar derivatives **29** and **38** were obtained in 62 % and 60 % yield, respectively. Further, more challenging substrates such as cholesterol, isoborneol, amino acid and peptide derivatives gave the corresponding products in 45–70 % yield. Interestingly, anti-inflammatory drug (Celecoxib, **37**) gave the desired product in 70 % yield. For the example of a bulk-scale preparation, compound **2** and Celecoxib were cyanated in a 1 g scale to give the desired product in 65 and 60 % yield, respectively (Scheme S1). After the screening of methylarenes, we were interested to apply this methodology using alcohols, aldehydes and oximes as starting materials for the synthesis of aromatic nitriles as well (Scheme 3). Similar to methylarenes, alcohols, aldehydes and oximes gave good to excellent yields up to 91 %. Notably, isophthalaldehyde (Scheme 3) was cyanated twice to isophthalonitrile (**44**) in 78 % yield. Sterically crowded 2,6-dichlorobenzaldehyde (Scheme 3) was a viable substrate, too, giving 2,6-dichlorobenzonitrile (DCBN, **45**) in 82 % yield, which is used as herbicide and regarded as a potential intermediate for pesticides and agrochemicals.



**Scheme 3.** Synthesis of nitriles from alcohols, aldehydes, and oximes. Reaction conditions: <sup>a</sup>0.1 mmol substrate, 20 mol % PC, 3 equiv. NH<sub>2</sub>OH·HCl, 2.5 equiv. NH<sub>4</sub>Br, 25 mg 4 Å MS, 1 bar O<sub>2</sub>, 2 mL acetonitrile (0.05 M), 455 nm, 40 °C, 24 h, isolated yields of nitriles. <sup>b</sup>GC yields of nitriles using n-decane as standard. <sup>c</sup>Under N<sub>2</sub> atmosphere and in absence of NH<sub>4</sub>Br. <sup>d</sup>Under N<sub>2</sub> atmosphere and in absence of NH<sub>4</sub>Br and NH<sub>2</sub>OH·HCl.

## Conclusion

In conclusion, we present the first metal- and cyanide-free visible-light-induced photocatalytic ammoxidation of C(sp<sup>3</sup>)-H bonds using an abundant ammonia source and molecular oxygen. A detailed mechanistic investigation was carried out to support the proposed mechanistic hypothesis including various spectroscopy experiments. Applying this methodology, more than 50 aromatic and heteroaromatic substrates, as well as steroids and existing drug molecules containing methyl groups could be converted to the nitrile in good to excellent yields. In addition to this, the method could be executed on gram scale and alcohols, aldehydes and oximes could be used as starting materials for their conversion to nitriles in up to 91 % yield in the same manner.

## Acknowledgements

This work was supported by the German Science Foundation (DFG, KO 1537/18-1). This project has received funding from the European Research Council (ERC) under the European Union's Horizon 2020 Research and Innovation Programme (grant agreement No. 741623). We thank Dr. Rudolf Vasold for GC-MS measurements and Regina Hoheisel for cyclic voltammetry measurements. Open access funding enabled and organized by Projekt DEAL.

## Conflict of interest

The authors declare no conflict of interest.

**Keywords:** amoxidation · C–H functionalization · methylenes · nitriles · photoredox catalysis

- [1] a) H.-G. Franck, J. W. Stadelhofer, *Industrial Aromatic Chemistry: Raw Materials Processes Products*, Springer, Berlin, Heidelberg, **1988**, pp. 99–131; b) J. C. Otamiri, *Ammoxidation of Toluene Over V<sub>2</sub>O<sub>5</sub> and Cuprate Perovskite Catalysts*, Lund: University, Lund, Sweden, **1990**; c) K. T. Takao Maki, *Ullmann's Encyclopedia of Industrial Chemistry*, Wiley-VCH, Weinheim, **2000**, [https://doi.org/10.1002/14356007.a03\\_555](https://doi.org/10.1002/14356007.a03_555); d) G. P. Chiusoli, P. M. Maitlis, *Metal-catalysis in Industrial Organic Processes*, RSC Publishing, Cambridge, **2008**; e) J. Magano, J. R. Dunetz, *Chem. Rev.* **2011**, *111*, 2177–2250; f) E.-i. Negishi, *Angew. Chem. Int. Ed.* **2011**, *50*, 6738–6764; *Angew. Chem.* **2011**, *123*, 6870–6897; g) N. Hoffmann, *Angew. Chem. Int. Ed.* **2013**, *52*, 11456; *Angew. Chem.* **2013**, *125*, 11668; h) J. Medlock, W. Bonrath, *Angew. Chem. Int. Ed.* **2013**, *52*, 5435; *Angew. Chem.* **2013**, *125*, 5545; i) C. K. Prier, D. A. Rankic, D. W. C. MacMillan, *Chem. Rev.* **2013**, *113*, 5322–5363; j) S. T. Gadge, P. Gautam, B. M. Bhanage, *Chem. Rec.* **2016**, *16*, 835–856; k) K. L. Skubi, T. R. Blum, T. P. Yoon, *Chem. Rev.* **2016**, *116*, 10035–10074; l) Y.-Y. Gui, X.-W. Chen, W.-J. Zhou, D.-G. Yu, *Synlett* **2017**, *28*, 2581–2586; m) W. J. Zhou, G. M. Cao, G. Shen, X. Y. Zhu, Y. Y. Gui, J. H. Ye, L. Sun, L. L. Liao, J. Li, D. G. Yu, *Angew. Chem. Int. Ed.* **2017**, *56*, 15683–15687; *Angew. Chem.* **2017**, *129*, 15889–15893; n) L. Alig, M. Fritz, S. Schneider, *Chem. Rev.* **2019**, *119*, 2681–2751; o) R. R. Karimov, J. F. Hartwig, *Angew. Chem. Int. Ed.* **2018**, *57*, 4234–4241; *Angew. Chem.* **2018**, *130*, 4309–4317; p) E. P. Beaumier, A. J. Pearce, X. Y. See, I. A. Tonks, *Nat. Rev. Chem.* **2019**, *3*, 15–34; q) P. Gandeepan, T. Müller, D. Zell, G. Cera, S. Warratz, L. Ackermann, *Chem. Rev.* **2019**, *119*, 2192–2452; r) J. A. Milligan, J. P. Phelan, S. O. Badir, G. A. Molander, *Angew. Chem. Int. Ed.* **2019**, *58*, 6152–6163; *Angew. Chem.* **2019**, *131*, 6212–6224; s) X. Y. Yu, J. R. Chen, W. J. Xiao, *Chem. Rev.* **2020**, <https://doi.org/10.1021/acs.chemrev.0c00030>; t) P. L. Spargo, *Org. Process Res. Dev.* **2005**, *9*, 1017–1018; u) L. Marzo, S. K. Pagire, O. Reiser, B. König, *Angew. Chem. Int. Ed.* **2018**, *57*, 10034–10072; *Angew. Chem.* **2018**, *130*, 10188–10228.
- [2] a) I. B. Perry, T. F. Brewer, P. J. Sarver, D. M. Schultz, D. A. DiRocco, D. W. C. MacMillan, *Nature* **2018**, *560*, 70–75; b) P. J. Sarver, V. Bacauanu, D. M. Schultz, D. A. DiRocco, Y.-h. Lam, E. C. Sherer, D. W. C. MacMillan, *Nat. Chem.* **2020**, *12*, 459–467; c) A. W. Rand, H. Yin, L. Xu, J. Giacoboni, R. Martin-Montero, C. Romano, J. Montgomery, R. Martin, *ACS Catal.* **2020**, *10*, 4671–4676; d) D. Janssen-Müller, B. Sahoo, S.-Z. Sun, R. Martin, *Isr. J. Chem.* **2020**, *60*, 195–206; e) J. Jia, R. Kancherla, M. Rueping, L. Huang, *Chem. Sci.* **2020**, *11*, 4954–4959; f) H.-M. Huang, P. Bellotti, F. Glorius, *Chem. Soc. Rev.* **2020**, *49*, 6186–6197; g) J. L. Schwarz, R. Kleinmans, T. O. Paulisch, F. Glorius, *J. Am. Chem. Soc.* **2020**, *142*, 2168–2174; h) B. J. Shields, A. G. Doyle, *J. Am. Chem. Soc.* **2016**, *138*, 12719–12722; i) A. L. Berger, K. Donabauer, B. König, *Chem. Sci.* **2019**, *10*, 10991–10996; j) L. Capaldo, L. L. Quadri, D. Ravelli, *Green Chem.* **2020**, *22*, 3376–3396; k) G. Laudadio, Y. Deng, K. van der Wal, D. Ravelli, M. Nuño, M. Fagnoni, D. Guthrie, Y. Sun, T. Noël, *Science* **2020**, *369*, 92–96; l) L. Capaldo, D. Merli, M. Fagnoni, D. Ravelli, *ACS Catal.* **2019**, *9*, 3054–3058; m) Y. Masuda, N. Ishida, M. Murakami, *J. Am. Chem. Soc.* **2015**, *137*, 14063–14066; n) K. Donabauer, K. Murugesan, U. Rozman, S. Crespi, B. König, *Chem. Eur. J.* **2020**, *26*, 12945–12950; o) Q.-Y. Meng, T. E. Schirmer, A. L. Berger, K. Donabauer, B. König, *J. Am. Chem. Soc.* **2019**, *141*, 11393–11397.
- [3] a) F. F. Fleming, L. Yao, P. C. Ravikumar, L. Funk, B. C. Shook, *J. Med. Chem.* **2010**, *53*, 7902–7917; b) F. F. Fleming, *Nat. Prod. Rep.* **1999**, *16*, 597–606.
- [4] L. A. Paquette, *Angew. Chem. Int. Ed. Engl.* **1990**, *29*, 435; *Angew. Chem.* **1990**, *102*, 964.
- [5] a) T. Oishi, K. Yamaguchi, N. Mizuno, *Angew. Chem. Int. Ed.* **2009**, *48*, 6286–6288; *Angew. Chem.* **2009**, *121*, 6404–6406; b) R. V. Jagadeesh, H. Junge, M. Beller, *Nat. Commun.* **2014**, *5*, 4123; c) Y. Preger, T. W. Root, S. S. Stahl, *ACS Omega* **2018**, *3*, 6091–6096; d) W. Yin, C. Wang, Y. Huang, *Org. Lett.* **2013**, *15*, 1850–1853.
- [6] a) J. Kim, S. S. Stahl, *ACS Catal.* **2013**, *3*, 1652–1656; b) O. D. Pavel, P. Goodrich, L. Cristian, S. M. Coman, V. I. Pârvulescu, C. Hardacre, *Catal. Sci. Technol.* **2015**, *5*, 2696–2704.
- [7] a) L. M. Dornan, Q. Cao, J. C. A. Flanagan, J. J. Crawford, M. J. Cook, M. J. Muldoon, *Chem. Commun.* **2013**, *49*, 6030–6032; b) K. Murugesan, T. Senthamarai, M. Sohail, M. Sharif, N. V. Kalevaru, R. V. Jagadeesh, *Green Chem.* **2018**, *20*, 266–273; c) C. B. Kelly, K. M. Lambert, M. A. Mercadante, J. M. Ovián, W. F. Bailey, N. E. Leadbeater, *Angew. Chem. Int. Ed.* **2015**, *54*, 4241–4245; *Angew. Chem.* **2015**, *127*, 4315–4319; d) J. Nandi, M. L. Witko, N. E. Leadbeater, *Synlett* **2018**, *29*, 2185–2190; e) F. Verma, P. Shukla, S. R. Bhardiya, M. Singh, A. Rai, V. K. Rai, *Catal. Commun.* **2019**, *119*, 76–81; f) P. Singh, M. Shee, S. S. Shah, N. D. P. Singh, *Chem. Eur. J.* **2020**, <https://doi.org/10.1002/chem.202001332>.
- [8] a) Z. Shu, Y. Ye, Y. Deng, Y. Zhang, J. Wang, *Angew. Chem. Int. Ed.* **2013**, *52*, 10573–10576; *Angew. Chem.* **2013**, *125*, 10767–10770; b) J. Liu, H.-X. Zheng, C.-Z. Yao, B.-F. Sun, Y.-B. Kang, *J. Am. Chem. Soc.* **2016**, *138*, 3294–3297; c) W. Zhou, L. Zhang, N. Jiao, *Angew. Chem. Int. Ed.* **2009**, *48*, 7094–7097; *Angew. Chem.* **2009**, *121*, 7228–7231.
- [9] a) Precious metals management (pmm), [www.platinum.matthey.com](http://www.platinum.matthey.com), **2020**; b) Metals market prices, forecasts & analysis, [www.metalsprices.com](http://www.metalsprices.com), **2020**.
- [10] K. Hans Wedepohl, *Geochim. Cosmochim. Acta* **1995**, *59*, 1217–1232.
- [11] K. S. Egorova, V. P. Ananikov, *Organometallics* **2017**, *36*, 4071–4090.
- [12] a) D. A. Nicewicz, T. M. Nguyen, *ACS Catal.* **2014**, *4*, 355–360; b) Y. Qin, L. Zhu, S. Luo, *Chem. Rev.* **2017**, *117*, 9433–9520; c) A. Shamsabadi, V. Chudasama, *Org. Biomol. Chem.* **2019**, *17*, 2865–2872; d) Y. Zhang, W. Schilling, D. Riemer, S. Das, *Nat. Protoc.* **2020**, *15*, 822–839; e) Y. Zhang, W. Schilling, S. Das, *ChemSusChem* **2019**, *12*, 2898–2910.
- [13] J. B. McManus, D. A. Nicewicz, *J. Am. Chem. Soc.* **2017**, *139*, 2880–2883.
- [14] a) T. Alam, A. Rakshit, P. Begum, A. Dahiya, B. K. Patel, *Org. Lett.* **2020**, *22*, 3728–3733; b) I. Ghosh, J. Khamrai, A. Savateev, N. Shlapakov, M. Antonietti, B. König, *Science* **2019**, *365*, 360–366.
- [15] H. G. Roth, N. A. Romero, D. A. Nicewicz, *Synlett* **2016**, *27*, 714–723.
- [16] M. A. Miranda, H. Garcia, *Chem. Rev.* **1994**, *94*, 1063–1089.
- [17] E. Alfonso, F. S. Alfonso, A. B. Beeler, *Org. Lett.* **2017**, *19*, 2989–2992.
- [18] F. Habibzadeh, S. L. Miller, T. W. Hamann, M. R. Smith, *Proc. Natl. Acad. Sci. USA* **2019**, *116*, 2849–2853.
- [19] L. Zhang, H. Yi, J. Wang, A. Lei, *Green Chem.* **2016**, *18*, 5122–5126.
- [20] J. Zelenka, E. Svobodová, J. Tarábek, I. Hoskovcová, V. Boguschová, S. Bailly, M. Sikorski, J. Roithová, R. Cibulka, *Org. Lett.* **2019**, *21*, 114–119.
- [21] L. Capaldo, D. Ravelli, *Eur. J. Org. Chem.* **2017**, 2056–2071.

- [22] N. A. Romero, K. A. Margrey, N. E. Tay, D. A. Nicewicz, *Science* **2015**, *349*, 1326–1330.
- [23] A. Chatterjee, B. König, *Angew. Chem. Int. Ed.* **2019**, *58*, 14289–14294; *Angew. Chem.* **2019**, *131*, 14427–14432.
- [24] a) H. Yang, X. Zhang, L. Zhou, P. Wang, *J. Org. Chem.* **2011**, *76*, 2040–2048; b) D. Thevenet, R. Neier, *Helv. Chim. Acta* **2011**, *94*, 331–346.

Manuscript received: August 29, 2020

Revised manuscript received: September 29, 2020

Accepted manuscript online: October 14, 2020

Version of record online: December 1, 2020

---