

UNIVERSITY LIBRARY
REGENSBURG

Database Information System

Annual Report 2022

Regensburg, January 2023

1. General

1.1 Stock

The stock of titles in the Database Information System was increased by approximately 300 titles in 2022. At the end of the year, the Database Information System comprised 14,524 titles, including 6,199 free databases.

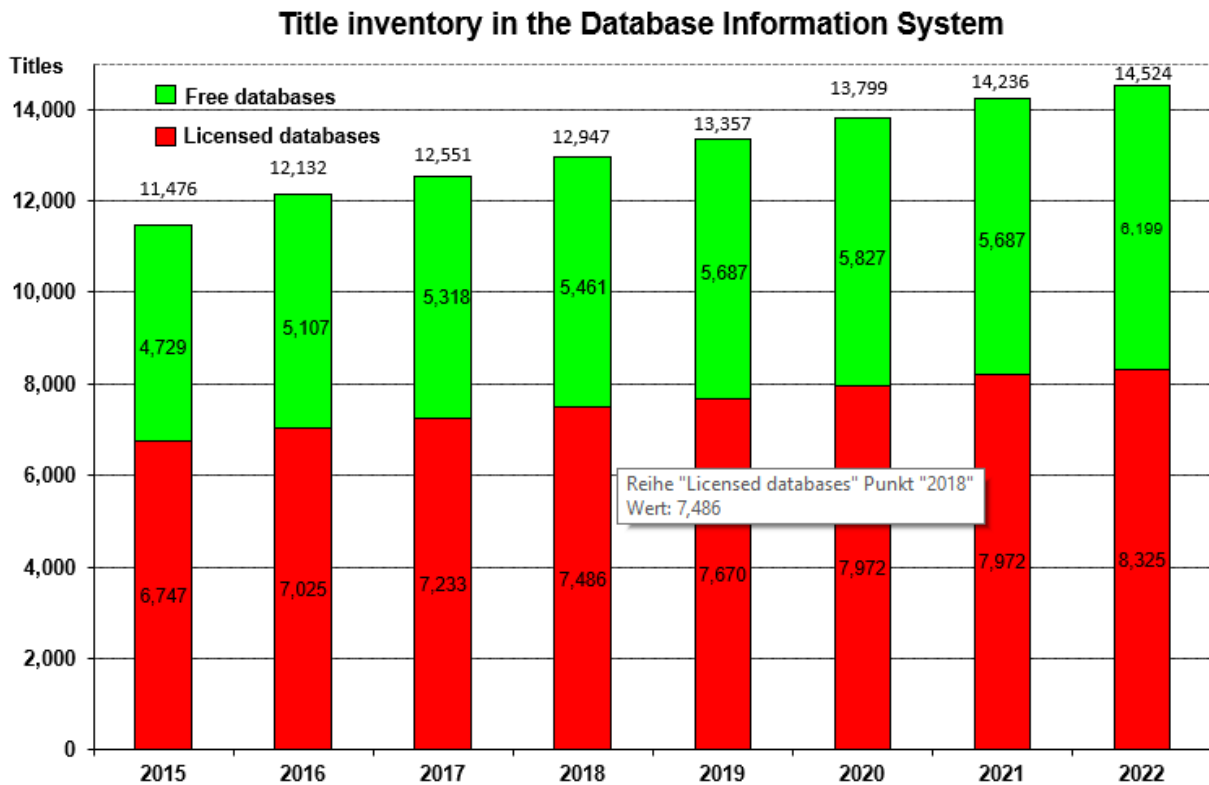


Fig. 1: Development of the title stock in DBIS in the years 2015-2022

1.2 Usage

In 2022, approximately 6 million database calls are recorded via the Database Information System. Use of the service has been declining somewhat in recent years. Further development should continue to be monitored, especially against the backdrop of the modernisation and networking of DBIS as part of the DFG project, which will be carried out from 2020 to 2024.

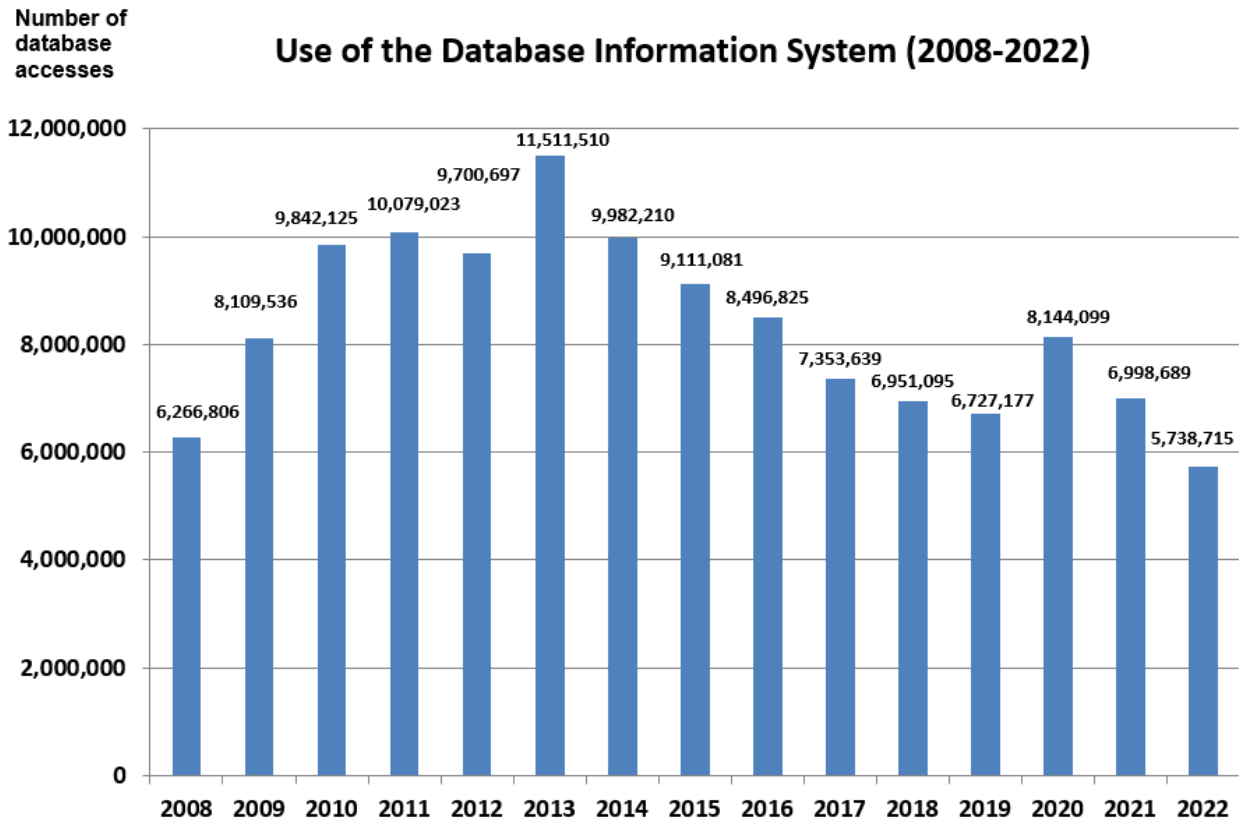


Fig. 2: Development of total accesses to databases via DBIS in the years 2008-2022.

1.3 DBIS participant libraries

The number of DBIS participants increased by 5 institutions to 350 user libraries in the year under review (see Figure 3).

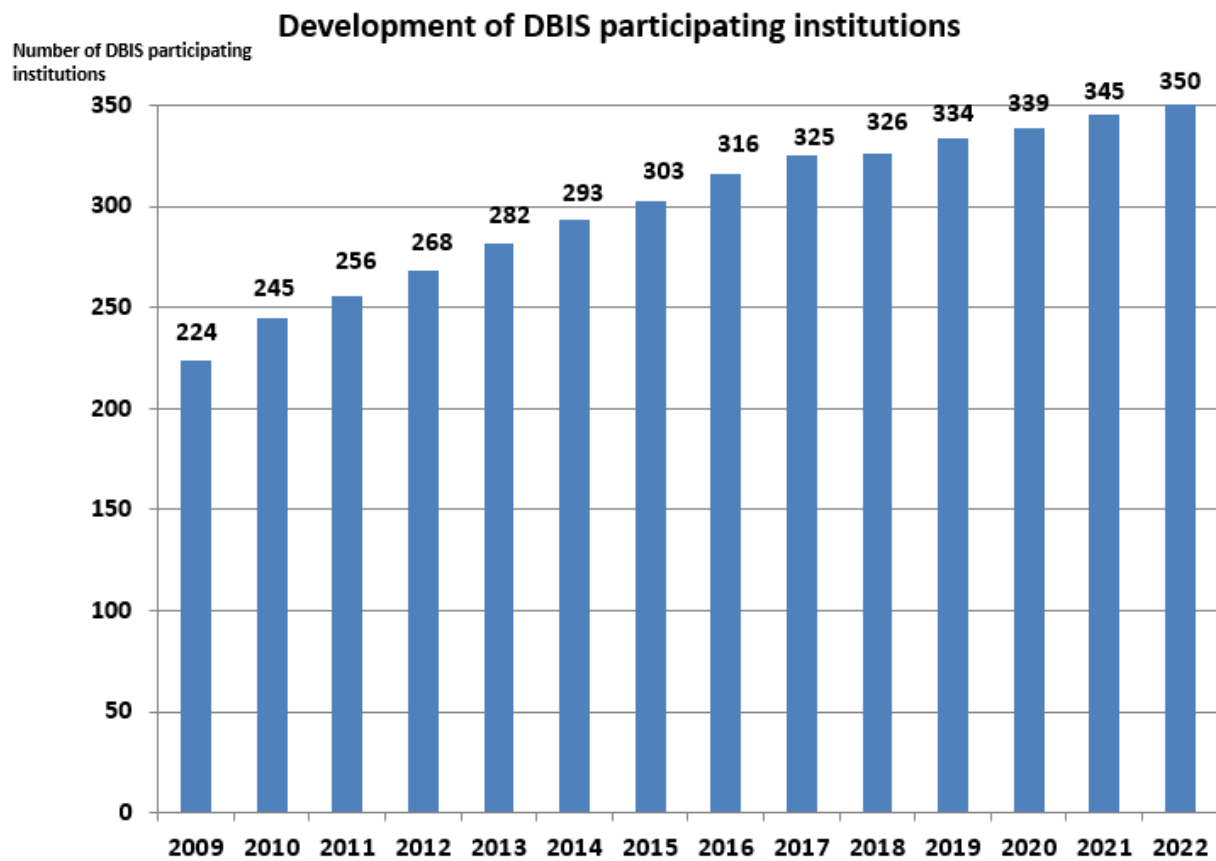


Fig. 3: Development of DBIS user libraries in the years 2009 - 2022

The DBIS participant libraries are distributed among the following countries:

Country	Number of libraries
Germany	310 libraries
Austria	26 libraries
Switzerland	5 libraries
Italy	3 libraries
France	2 libraries
Russia	1 libraries
Poland	1 libraries
USA	1 libraries

Table 1: Breakdown of DBIS participants by country

The 310 German participant libraries can be classified into the following library types:

Institution	Number of libraries
University libraries	75 libraries
College- and university of applied sciences libraries	138 libraries
Other public research institutions	57 libraries
National- and regional libraries	15 libraries
Institutions of the Leibnitz- Association	13 libraries
Institutions of the Helmholtz- Association	6 libraries
Institutions of the Max-Planck-Society	6 libraries

Table 2: Breakdown of German DBIS participants by library type

2. Title statistics according to subjects (2022)

Subject	Number of titles (total)	Number of titles (subject to licence)	Number of titles (free of charge)
General and Interdisciplinary Databases	2793	1569	1224
History	2609	996	1613
Business and Economics	1500	1108	392
Jurisprudence	1421	1011	410
German, Dutch, and Scandinavian Studies	931	430	501
Medicine	971	651	320
Political Science	990	586	404
Art History	815	394	421
Theology and Religious Studies	863	550	313
Sociology	828	525	303
Biology, Biotechnology	769	447	322
Linguistics and Literature	782	456	326
English, American Studies	734	568	166
Media and Communication Studies, Communication Design	689	407	282
Chemistry and Pharmacology	536	392	144
Romance Studies	547	340	207
Geography	530	269	261
Architecture, Civil Engineering	510	286	224
Musicology	531	259	272
Technology	486	348	138
Philosophy	462	348	114
Agriculture and Forestry, Horticulture, Nutritional and Domestic Science	448	243	205
Energy Technology	439	275	164
Mechanical Engineering	415	313	102
Librarianship and Information Science	414	148	266
Education	429	289	140
Geosciences	344	188	156
Anthropology	392	203	189

Philology	331	226	105
Physics	311	214	97
Psychology	330	269	61
Archaeology	300	128	172
General Science	310	215	95
Process engineering	270	211	59
Computer Science	283	219	64
Slavonic Studies	263	128	135
Pharmazie	259	187	72
Electrical Engineering, Electronics and Communications Engineering	243	183	60
Science (Academic Discipline), Research, Higher Education, Museology	234	91	143
Mathematics	174	122	52
Sports Science	95	65	30

Note: Multiple naming of databases in several subjects is possible.