

UNIVERSITY LIBRARY  
REGENSBURG

# Database Information System

## Annual Report 2023

Regensburg, January 2024

# 1. General

## 1.1 Stock

The total number of titles in the database information system slightly decreased in the area of license-free databases in 2023. This year, for the first time, more free databases were removed from the DBIS views than were added. This was generally due to the fact that they were no longer available. At the end of the year, the Database Information System comprised 14,474 titles, including 6,056 free databases.

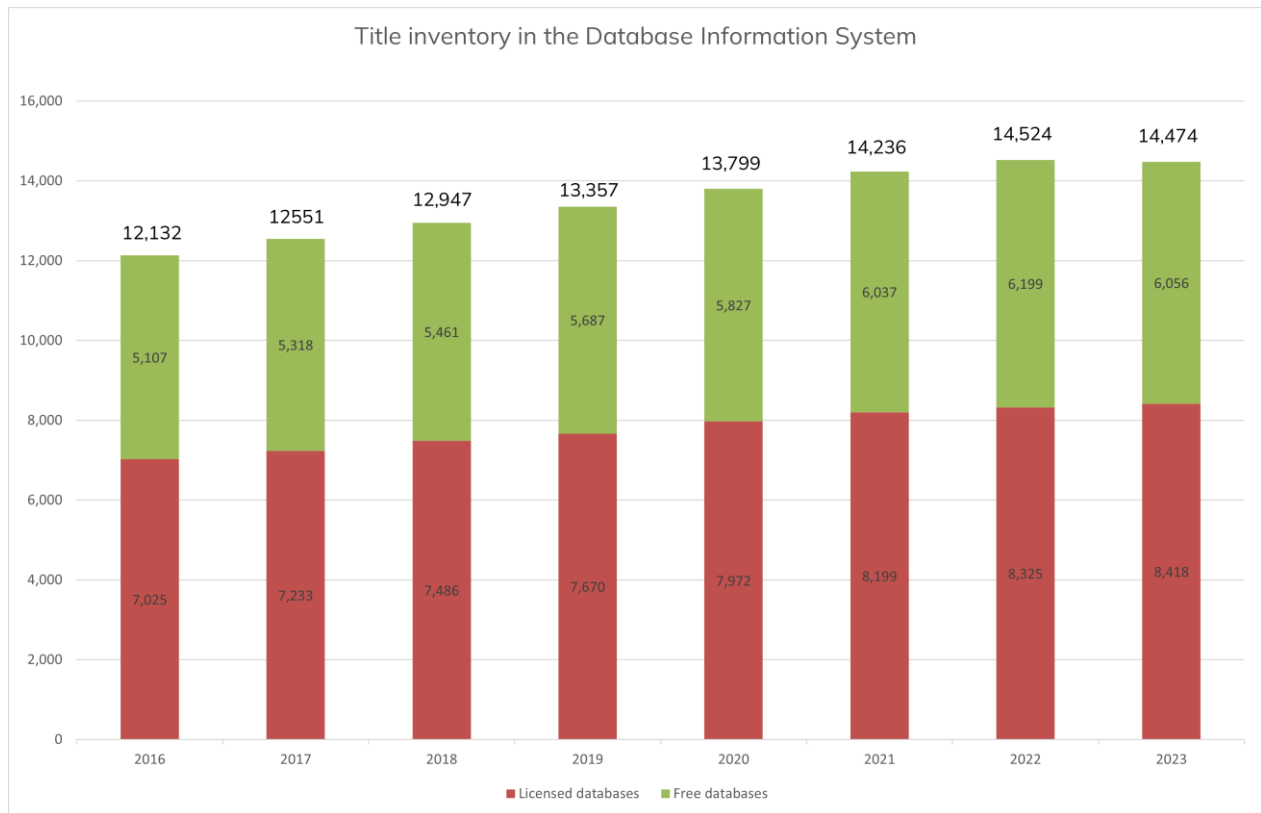


Fig. 1: Development of the title stock in DBIS in the years 2016-2023

## 1.2 Usage

In 2023 5,051.256 database calls were recorded via the Database Information System. Use of the service has been declining somewhat in recent years. Further development should continue to be monitored, especially against the backdrop of the modernization and networking of DBIS as part of the DFG project, which will be carried out from 2020 to 2024.

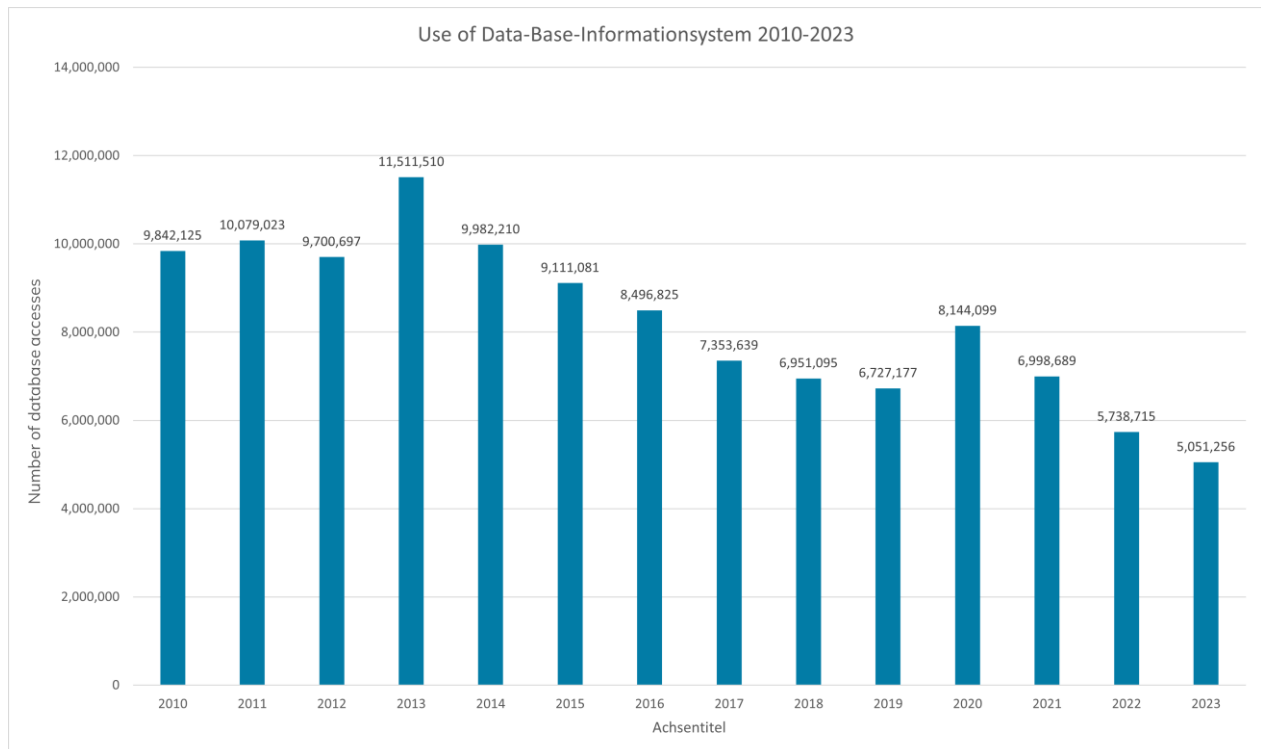


Fig. 2: Development of total accesses to databases via DBIS in the years 2010-2023.

### 1.3 DBIS participant libraries

The number of DBIS participants increased by 6 institutions to 356 user libraries in the year under review (see Figure 3).

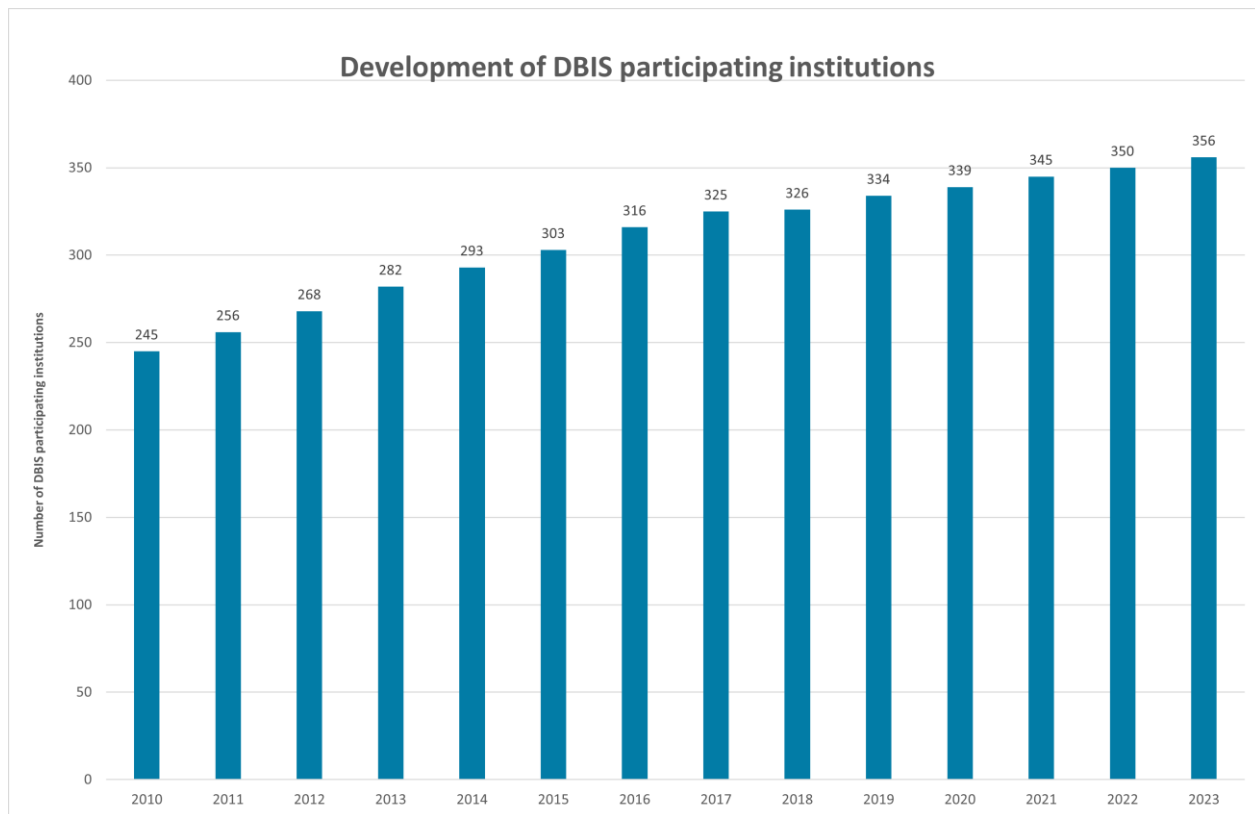


Fig. 3: Development of DBIS user libraries in the years 2010 - 2023

The DBIS participant libraries are distributed among the following countries:

<b>Country</b>	<b>Number of libraries</b>
Germany	316 libraries
Austria	26 libraries
Switzerland	5 libraries
Italy	3 libraries
France	2 libraries
Russia	1 libraries
Poland	1 libraries
USA	1 libraries

Table 1: Breakdown of DBIS participants by country

The 316 German participant libraries can be classified into the following library types:

<b>Institution</b>	<b>Number of libraries</b>
University libraries	75 libraries
College- and university of applied sciences libraries	143 libraries
Other public research institutions	58 libraries
National- and regional libraries	15 libraries
Institutions of the Leibnitz- Association	13 libraries
Institutions of the Helmholtz- Association	6 libraries
Institutions of the Max-Planck-Society	6 libraries

Table 2: Breakdown of German DBIS participants by library type

## 2. Title statistics according to subjects (2022)

<b>Subject</b>	<b>Number of titles (total)</b>	<b>Number of titles (subject to licence)</b>	<b>Number of titles (free of charge)</b>
General and Interdisciplinary Databases	2794	1588	1206
History	2635	1029	1606
Business and Economics	1512	1130	382
Jurisprudence	1420	1032	388
German, Dutch, and Scandinavian Studies	925	434	491
Medicine	970	656	314
Political Science	998	598	400
Art History	819	396	423
Theology and Religious Studies	866	556	310
Sociology	834	537	297
Biology, Biotechnology	760	449	311
Linguistics and Literature	789	463	326
English, American Studies	748	571	177
Media and Communication Studies, Communication Design	696	407	289
Chemistry and Pharmacology	512	377	135
Romance Studies	548	340	208
Geography	530	272	258
Architecture, Civil Engineering	510	292	218
Musicology	521	260	261
Technology	483	345	138
Philosophy	455	350	105
Agriculture and Forestry, Horticulture, Nutritional and Domestic Science	449	247	202
Energy Technology	437	279	158
Mechanical Engineering	412	311	101
Librarianship and Information Science	418	152	266

Education	432	297	135
Geosciences	344	188	156
Anthropology	410	214	196
Philology	334	230	104
Physics	306	210	96
Psychology	335	272	63
Archaeology	303	131	172
General Science	311	216	95
Process engineering	272	213	59
Computer Science	285	223	62
Slavonic Studies	266	129	137
Pharmazie	256	184	72
Electrical Engineering, Electronics and Communications Engineering	244	185	59
Science (Academic Discipline), Research, Higher Education, Museology	238	35	203
Mathematics	173	123	50
Sports Science	95	65	30

Note: Multiple naming of databases in several subjects is possible.