

Synthesis and Diels-Alder Reactions of 1,2-Dimethylene- and 1,2,9,10-Tetramethylene[2.2]paracyclophane: New Routes to Bridge-Anellated [2.2]Paracyclophanedienes[☆]

Burkhard König and Armin de Meijere*

Institut für Organische Chemie der Universität Göttingen,
Tammannstraße 2, W-3400 Göttingen, F. R. G.

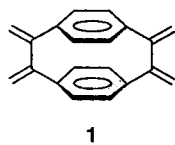
Received January 28, 1992

Key Words: Bisdienes / Diels-Alder reaction with *p*-benzoquinone / *p*-Cyclophanes, bridge-anellated

The title compounds **8** and **1** have been synthesized in three steps each from 1,2-dibromo[2.2]paracyclophan-1-ene (**2**) and 1,2,9,10-tetrabromo[2.2]paracyclophane-1,9-diene (**4**), respectively. Copper-mediated coupling of vinyl bromides **2** and **4** with methyl- and phenylmagnesium bromide gives substituted [2.2]paracyclophanes **3-CH₃**, **3-Ph**, **5-CH₃**, and **5-Ph** in good

yields. The high reactivity of the [2.2]paracyclophane-1,2-dimethylene moieties in **8** and **1** in Diels-Alder reactions has been verified in cycloadditions with *p*-benzoquinone to give **10** and **13** and with naphthalene 1,4-endoxide to yield **12**.

Although extremely well-established, the Diels-Alder reaction has been used for a new type of application in recent years: Suitable bis-dienes and bis-dienophiles react in repetitive Diels-Alder fashion to give linear polymers of medium to high molecular weights^[1]. Because of secondary stereochemical effects, however, only a few precise geometries of the connecting six-membered rings have been realized so far. The physical properties of linear ladder-type polymers are expected to be unusual^[2], and they should greatly depend on the properties of the monomers. Inflexibility and strain are attributes of the [2.2]paracyclophane skeleton^[3]. These could be incorporated into a polymer structure by the repetitive Diels-Alder reaction, if a suitable bifunctionally substituted derivative like 1,2,9,10-tetramethylene[2.2]paracyclophane (**1**) were available. This communication deals with the cuprous iodide-catalyzed coupling of 1,2-dibromo[2.2]paracyclophan-1-ene (**2**) and 1,2,9,10-tetrabromo[2.2]paracyclophane-1,9-diene (**4**) with Grignard reagents of give precursors to phenanthrene-anellated compounds **6**, **7** as well as 1,2-dimethylene[2.2]paracyclophane (**8**) and the tetramethylene derivative **1**. Model reactions of **8** and **1** are included, repetitive Diels-Alder reactions of **1** toward polymers will be reported in a forthcoming paper^[4].

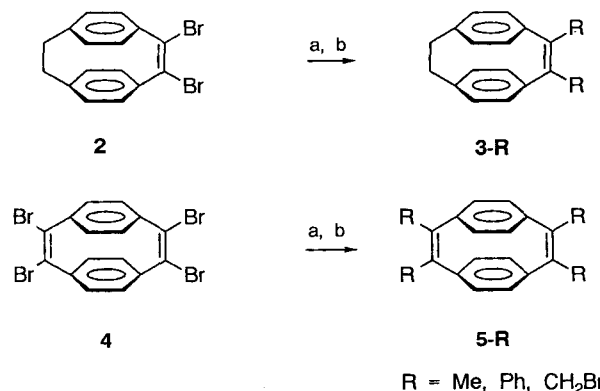


Dibromide **2**^[5,6] and tetrabromide **4**^[6] are accessible in reasonably large quantities from [2.2]paracyclophane by a sequence of photochemical bromination, elimination of hydrogen bromide, addition of bromine, and repeated dehydrobromination^[6,7]. The carbon skeleton of **1** ought to

be assembled by replacing all four bromine atoms in **4** by methyl groups. Although there are literature reports on the conversion of vinyl halides to allylic systems via organometallics, for cases of 1,2-dihaloalkenes elimination has been observed exclusively^[8].

Reaction of **2** and **4** with methylmagnesium bromide in the presence of 30 mol-% of cuprous iodide yielded 1,2-dimethyl[2.2]paracyclophan-1-ene (**3-CH₃**) and 1,2,9,10-tetramethyl[2.2]paracyclophane-1,9-diene (**5-CH₃**) as the major products (80 and 65%, respectively). Mechanistically these reactions might proceed by halogen-metal exchange, elimination of magnesium bromide, addition of a second equivalent of methylmagnesium bromide to the liberated strained alkyne^[9], and copper-induced coupling of the resulting vinyl Grignard reagent with methylmagnesium bromide^[10].

Scheme 1

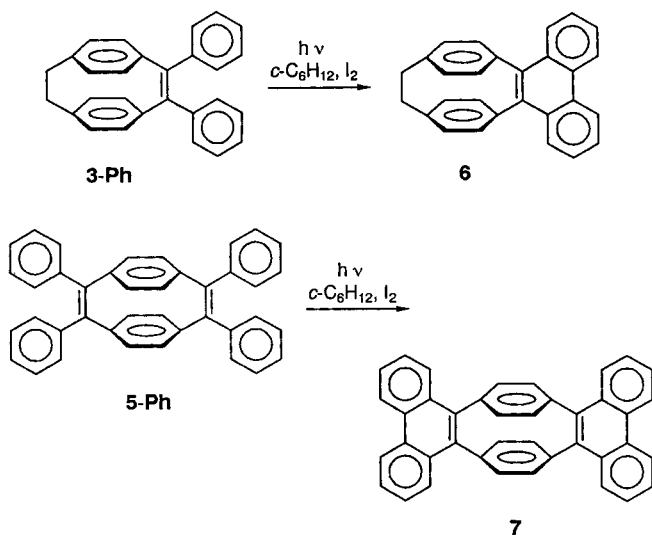


a: RMgBr, CuI, THF, -78°C to room temp. – b: Br₂, CH₂Cl₂, -15°C.

The reaction was extended to phenylmagnesium bromide to afford 1,2-diphenyl[2.2]paracyclophan-1-ene (**3-Ph**)

(66%) and 1,2,9,10-tetraphenyl[2.2]paracyclophane-1,9-diene (**5-Ph**) (25%); the latter, in close analogy to literature procedures, gave bisphenanthreno[2.2]paracyclophane (**7**) by oxidative photocyclization^[11]. Similarly, **3-PH** could be photocyclized and oxidized to 1,2-phenanthreno[2.2]paracyclophane-1-ene (**6**). This approach to phenanthreno-bridged [2.2]paracyclophanes complements that reported by Hopf et al.^[12].

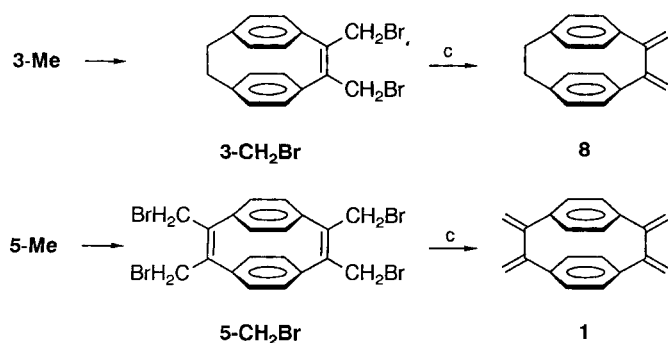
Scheme 2



By treating a solution of **3-CH₃** at -15°C with 2 equiv. of bromine, dibromide **3-CH₂Br** was obtained in good yield (68%). This transformation probably occurred by addition of bromine to the double bond, twofold dehydrobromination to diene **8**, followed by 1,4-addition of bromine. It was not possible to terminate the reaction at the intermediate target diene **8**. In an analogous manner, **5-CH₂Br** was obtained by starting with **5-CH₃**.

The conversion of **5-CH₂Br** and **3-CH₂Br** to the target dienes **1** and **8** is easily performed by elimination with activated zinc^[13] promoted by ultrasound^[14].

Scheme 3

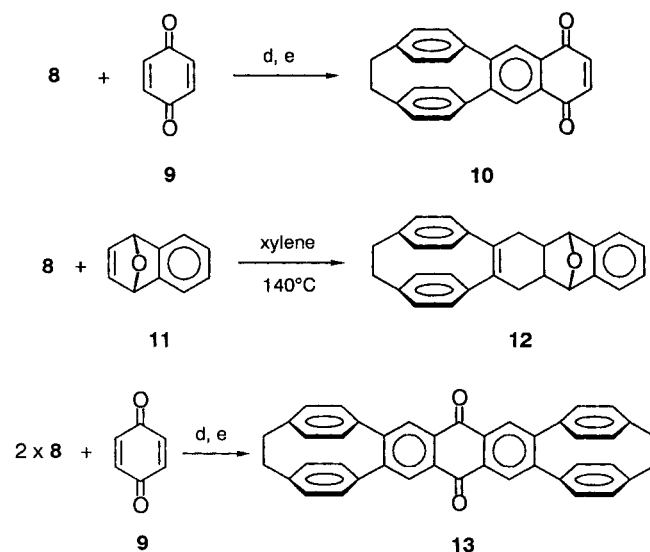


c: Zn^+ (activated), dioxane, ultrasound, room temp.

1 and **8**^[15] are stable crystalline compounds, which can be stored as solids in a refrigerator ($+6^\circ\text{C}$) for months. In solution and exposed to air these compounds slowly decompose.

The Diels-Alder reactivities of **1** and **8**^[15] were tested in reactions with *p*-benzoquinone (**9**) and naphthalene 1,4-endoxide (**11**). Upon heating a mixture of **8** and excess **9** in 1,2-dichlorobenzene to 140°C a Diels-Alder adduct was formed. Treatment of the reaction mixture with dichlorodicycano-*p*-benzoquinone (DDQ) led to 1,2(6,7)-naphthoquinono[2.2]paracyclophane-1-ene (**10**). Under similar conditions the addition of **8** to **11** afforded the cycloadduct **12** in high yield. The reaction of two equivalents **8** with *p*-benzoquinone (**9**) followed by dehydrogenation yielded the "twin-phane" **13**.

Scheme 4



d: Dichlorobenzene, 140°C . – e: CHCl_3 , DDQ, 50°C .

More extended systems generated by Diels-Alder reactions of bifunctional bisdiene **1** with **9** were completely insoluble in organic solvents and could not be fully characterized by spectroscopic techniques. Only field desorption mass spectrometry and IR spectroscopy can give a hint to their structure. In order to be able to characterize oligomeric and polymeric products with repeating [2.2]paracyclophane units, one definitely needs intermediate chain substituents (C_5 to C_8) in the reacting monomers to increase solubility^[1b,4].

This work was supported by the Volkswagen-Stiftung, the Deutsche Forschungsgemeinschaft, the Fonds der Chemischen Industrie, BASF AG, Hoechst AG, Bayer AG, and Degussa AG. B. K. thanks the Studienstiftung des Deutschen Volkes for a doctoral fellowship.

Experimental

¹H NMR: Bruker WM 250 (250 MHz); $\delta = 0$ for tetramethylsilane as internal standard, $\delta = 7.26$ for chloroform. – ¹³C NMR: Bruker WM 250 (63 MHz); $\delta = 77$ for CDCl_3 ; assignments were aided by the measurement of DEPT spectra, + designates primary and tertiary, – secondary and C_{quat} quaternary carbon atoms. – IR: Perkin-Elmer 297 and 399. – MS: Varian MAT CH7 (70 eV). – Melting points: Electrothermal melting point apparatus, uncor-

rected. — Column chromatography (CC): Merck silica gel 60, 70–230 mesh. — TLC: Silica gel on aluminum sheets (Merck F₂₅₄).

1,2-Dimethyl[2.2]paracyclophan-1-ene (3-CH₃): To a mixture of 750 mg (2.1 mmol) of **2** and 706 mg (3.7 mmol) of copper(I) iodide in 50 ml of THF was added dropwise at -78°C under N₂ and with stirring 4.75 ml (12.4 mmol) of methylmagnesium bromide (2.6 M solution in ether). The reaction mixture was allowed to warm up to room temp., stirred for an additional 6 h, mixed with 2 ml of methanol, diluted with 200 ml of dichloromethane, and washed with three 100-ml portions of water. The organic layer was dried with MgSO₄, filtered, and the solvent evaporated in vacuo. The solid residue was chromatographed over 20 g silica gel [petroleum ether (60–80°C), R_f = 0.24] and recrystallized from hexane to yield 385 mg (80%) of **3-CH₃** as a white solid, m.p. 186°C. — IR (KBr): $\tilde{\nu}$ = 3009 cm⁻¹, 2948, 1584, 1091. — ¹H NMR (CDCl₃): δ = 2.22 (s, 6H, CH₃), 3.01 [s, 4H, 9(10)-H], 6.39 (AB system, δ_{A} = 6.36, δ_{B} = 6.43, ³J = 8 Hz, 8H). — ¹³C NMR (CDCl₃): δ = 18.73 (+, CH₃), 34.70 [–, C-9(10)], 131.02 and 132.00 (+), 138.02 and 144.09 (C_{quat}). — MS (70 eV): *m/z* (%) = 234 (85) [M⁺], 219 (100) [M⁺ – CH₃].

C₁₈H₁₈ Calcd. 234.1409 Found 234.1396 (MS)

1,2,9,10-Tetramethyl[2.2]paracyclophan-1,9-diene (5-CH₃): To a mixture of 1.00 g (1.923 mmol) of **4** and 1.45 g of copper(I) iodide in 60 ml of THF, kept at -78°C , was added with stirring 9 ml (23.4 mmol) of methylmagnesium bromide (2.6 M solution in ether). The mixture was allowed to warm up to room temp. and was sonicated^[14] for 16 h. After the addition of 2 ml of methanol the reaction mixture was diluted with 300 ml of dichloromethane, washed with water (3 × 100 ml), dried with MgSO₄, filtered, and the filtrate was evaporated to dryness in vacuo. Chromatography over 30 g of silica gel [petroleum ether (60–80°C), R_f = 0.35] yielded 323 mg (65%) of **5-CH₃**, white solid, m.p. 181°C. — IR (KBr): $\tilde{\nu}$ = 3051 cm⁻¹, 2980, 2902, 1436, 732. — ¹H NMR (CDCl₃): δ = 2.23 (s, 12H, CH₃), 6.45 (s, 8H). — ¹³C NMR (CDCl₃): δ = 18.47 (+, CH₃), 129.88 (+), 137.05 (C_{quat}), 143.36 (C_{quat}). — MS (70 eV): *m/z* (%) = 260 (100) [M⁺], 245 (29) [M⁺ – CH₃], 230 (62) [M⁺ – 2 CH₃], 215 (42) [M⁺ – 3 CH₃].

C₂₀H₂₀ Calcd. 260.1565 Found 260.1565 (MS)

1,2-Diphenyl[2.2]paracyclophan-1-ene (3-Ph): To a mixture of 300 mg (0.82 mmol) of **2** and 201 mg (1.0 mmol) of copper(I) iodide in 50 ml of THF was added with stirring 7 ml (3.5 mmol) of phenylmagnesium bromide (0.5 M solution in ether) at -78°C . After warming up to room temp., the mixture was stirred for an additional 12 h. Workup was performed as described for **3-CH₃**, and chromatography over 50 g of silica gel [petroleum ether (60–80°C)/dichloromethane, 8:2] yielded three fractions: I (R_f = 0.9): biphenyl, not isolated. — II (R_f = 0.2): 40 mg (17%) of *1-phenyl[2.2]paracyclophan-1-ene*, m.p. 184°C. — IR (KBr): $\tilde{\nu}$ = 3012 cm⁻¹, 2946, 1495, 1096. — ¹H NMR (CDCl₃): δ = 3.08 [s, 4H, 9(10)-H], 6.53 (AB system, δ_{A} = 6.51, δ_{B} = 6.54, ³J = 8.0 Hz, 8H, phenylene H), 7.37 (m, 3H), 7.75 (m, 3H). — ¹³C NMR (CDCl₃): δ = 34.80 (–), 34.85 (–), 126.53 (+), 127.85 (+), 128.56 (+), 130.63 (+), 131.80 (+), 132.27 (+), 132.59 (+), 132.60 (+), 138.44 (C_{quat}), 138.90 (C_{quat}), 139.08 (C_{quat}), 139.17 (C_{quat}). — MS (70 eV): *m/z* (%) = 282 (100) [M⁺].

C₂₂H₁₈ (282.4) Calcd. C 93.62 H 6.38 Found C 93.76 H 6.43

III (R_f = 0.1): 195 mg (66%) of **3-Ph**, white solid, m.p. 225°C. — IR (KBr): $\tilde{\nu}$ = 3020 cm⁻¹, 2850, 1494, 1093, 747. — ¹H NMR (CDCl₃): δ = 3.07 [s, 4H, 9(10)-H], 6.58 (AB system, δ_{A} = 6.56, δ_{B} = 6.60, ³J = 9 Hz, 8H, phenylene H), 7.13 (m, 6H, phenyl H), 7.35 (m, 4H, phenyl H). — ¹³C NMR (CDCl₃): δ = 34.65 [–, C-

9(10)], 127.01 (+), 128.03 (+), 130.09 (+), 132.53 (+), 132.86 (+), 138.62 (C_{quat}), 139.83 (C_{quat}), 142.91 (C_{quat}), 144.66 (C_{quat}). — MS (70 eV): *m/z* (%) = 358 (100) [M⁺].

1,2,9,10-Tetraphenyl[2.2]paracyclophan-1,9-diene (5-Ph): To 312 mg (0.59 mmol) of **4** and 272 mg (1.4 mmol) of copper(I) iodide in 40 ml of THF was added at -78°C 4.7 ml (4.7 mmol) of phenylmagnesium bromide (1 M in ether), and the solution was allowed to warm up to room temp. The reaction was completed by sonication for 12 h^[14] at 20°C. Workup was carried out as described for **5-CH₃**, and chromatography over 50 g of silica gel [petroleum ether (60–80°C)] yielded I (R_f = 0.7): biphenyl, not isolated. — II (R_f = 0.05): 76 mg (25%) of **5-Ph**, m.p. 318°C. — IR (KBr): $\tilde{\nu}$ = 3054 cm⁻¹, 2963, 1493, 1096, 695. — ¹H NMR (CDCl₃): δ = 6.83 (s, 8H), 7.22 (m, 12H, phenyl H), 7.45 (m, 8H, phenyl H). — ¹³C NMR (CDCl₃): δ = 127.13 (+), 128.03 (+), 130.22 (+), 131.88 (+), 139.43 (C_{quat}), 143.49 (C_{quat}), 144.16 (C_{quat}). — MS (70 eV): *m/z* (%) = 508 (100) [M⁺].

C₄₀H₂₈ Calcd. 508.2191 Found 508.2203 (MS)

1,2:9,10-Bis(9,10)phenanthreno[2.2]paracyclophan-1,9-diene (7): A solution of 76 mg (0.15 mmol) of **5-Ph** and 80 mg (0.31 mmol) of iodine in 550 ml of cyclohexane was irradiated with a 250-W Hg medium-pressure lamp for 12 h. The solution was concentrated in vacuo, the precipitated product collected by filtration, washed with 10 ml of chloroform and 10 ml of *n*-pentane and dried in vacuo to yield 38 mg (50%) of **7**, m.p. >350°C. — IR (KBr): $\tilde{\nu}$ = 3070 cm⁻¹, 1608, 1448, 1055, 759. — ¹H NMR (CDCl₃): δ = 6.93 (s, 8H), 7.40 and 7.79 (m, 10H, phenanthrene H), 8.30 (d, ³J = 7.5 Hz, 2H), 8.91 (d, ³J = 7.5 Hz, 2H), 9.80 (m, 2H). — MS (70 eV): *m/z* (%) = 504 (100) [M⁺], 252 (10) [M²⁺].

C₄₀H₂₄ Calcd. 504.1878 Found 504.1850 (MS)

1,2(9,10)-Phenanthreno[2.2]paracyclophan-1-ene (6): A solution of 80 mg (0.22 mmol) of **3-Ph** and 56 mg (0.22 mmol) of iodine in 100 ml of cyclohexane was irradiated in a quartz tube with a 250-W Hg medium-pressure lamp for 4 h. The solvent was removed in vacuo and the residue chromatographed over 50 g of silica gel [petroleum ether (60–70°C)/dichloromethane, 1:1, R_f = 0.48] to yield 61 mg (78%) of **6**, m.p. >280°C. — IR (KBr): $\tilde{\nu}$ = 2922 cm⁻¹, 1489, 1179. — ¹H NMR (CDCl₃): δ = 3.17 (s, 4H), 6.66 (s, 8H), 7.61 (m, 4H), 8.12 (d, ³J = 9.0 Hz, 2H), 8.79 (d, ³J = 9.0 Hz, 2H). — ¹³C NMR (CDCl₃): δ = 34.86 (–), 122.67 (+), 126.48 (+), 126.75 (+), 128.66 (+), 129.77 (C_{quat}), 131.01 (C_{quat}), 132.60 (+), 132.95 (+), 138.93 (C_{quat}), 139.42 (C_{quat}), 141.55 (C_{quat}). — MS (70 eV): *m/z* (%) = 356 (100) [M⁺], 178 (7) [M²⁺].

C₂₈H₂₀ Calcd. 356.1565 Found 356.1581 (MS)

1,2-Bis(bromomethyl)[2.2]paracyclophan-1-ene (3-CH₂Br): 7 ml (2.76 mmol) of a 2% solution of bromine in dichloromethane was added dropwise to 308 mg (1.32 mmol) of **3-CH₃** in 40 ml of dichloromethane at -15°C , and the mixture was stirred for 0.5 h. The organic phase was washed with 20 ml of satd. aqueous sodium thiosulfate and 20 ml of water, dried with MgSO₄, filtered, and the solvent was evaporated from the filtrate in vacuo. Chromatography over 50 g of silica gel (petroleum ether/dichloromethane, 1:1) yielded 350 mg (68%) of **3-CH₂Br**, white solid, m.p. 151°C. — IR (KBr): $\tilde{\nu}$ = 2925 cm⁻¹, 1494, 725. — ¹H NMR (CDCl₃): δ = 3.03 [s, 4H, 9(10)-H], 4.54 (s, 4H), 6.49 (s, 8H). — ¹³C NMR (CDCl₃): δ = 29.38 (–), 34.73 (–), 132.49 (+), 138.28 (C_{quat}), 139.36 (C_{quat}), 143.51 (C_{quat}).

C₁₈H₁₆Br₂ Calcd. 389.9619 Found 389.9622 (MS)

1,2,9,10-Tetrakis(bromomethyl)[2.2]paracyclophan-1,9-diene (5-CH₂Br): To 509 mg (1.96 mmol) of **5-CH₃** in 30 ml of dichloromethane was added at -15°C with stirring 20.3 ml (7.83 mmol) of

a solution of bromine in dichloromethane (1:50). The reaction mixture was stirred for an additional 2 h. The precipitated product was collected by filtration, washed with 50 ml of chloroform, and dried in vacuo to yield 600 mg (53%) of **5-CH₂Br** as a white solid, m.p. >290°C. — IR (KBr): $\tilde{\nu}$ = 2960 cm⁻¹, 2360, 1489, 605. — ¹H NMR (CDCl₃): δ = 4.55 (s, 8H), 6.64 (s, 8H). — MS (70 eV): m/z (%) = 580/578/576/574/572 (6/8/100/29/9) [M⁺], 499/497/495/493 (13/48/82/15) [M⁺ - Br], 418/417/416/414 (8/30/63/5) [M⁺ - 2 Br], 337/335 (47/50) [M⁺ - 3 Br], 256 (44) [M⁺ - 4 Br].

1,2-Dimethylene[2.2]paracyclophane (8): After sonication^[14] of a mixture of 702 mg (1.8 mmol) of **3-CH₂Br** and 270 mg (4.1 mmol) of activated zinc^[13] in 30 ml of dry 1,4-dioxane for 2 h, the reaction mixture was diluted with 30 ml of ether, filtered to remove unreacted zinc and zinc salts, the filtrate was washed with 50 ml of a satd. aqueous ammonium chloride solution and 50 ml of water, dried with MgSO₄, and the solvents were evaporated in vacuo. The solid residue was chromatographed over silica gel [petroleum ether (60–80°C), R_f = 0.25] to yield 227 mg (55%) of **8**, m.p. 160°C (dec.). — IR (KBr): $\tilde{\nu}$ = 3010 cm⁻¹, 2926, 1394, 728. — ¹H NMR (CDCl₃): δ = 3.05 [s, 4H, 9(10)-H], 5.27 (d, ² J = 1.7 Hz, 2H), 5.66 (d, ² J = 1.7 Hz, 2H), 6.49 (AB system, δ_A = 6.46, δ_B = 6.53, ³ J = 8 Hz, 8H). — ¹³C NMR (CDCl₃): δ = 34.58 (-), 108.91 (-), 132.47 (+), 133.39 (+), 138.30 (C_{quat}), 140.95 (C_{quat}), 153.39 (C_{quat}). — MS (70 eV): m/z (%) = 232 (100) [M⁺].

C₁₈H₁₆ Calcd. 232.1252 Found 232.1252 (MS)

1,2,9,10-Tetramethylene[2.2]paracyclophane (1): A mixture of 200 mg (0.35 mmol) of **5-CH₂Br** and 105 mg (1.6 mmol) of activated zinc^[13] in 30 ml of freshly distilled 1,4-dioxane was sonicated^[14] at room temp. for 12 h. Workup was carried out as described for **8**, and flash chromatography over 50 g of silica gel [petroleum ether (60–80°C), R_f = 0.27] yielded 82 mg (92%) of **1** as a white crystalline solid, m.p. 160°C (dec.). — IR (KBr): $\tilde{\nu}$ = 3085 cm⁻¹, 1597, 1485, 1073, 744. — ¹H NMR (CDCl₃): δ = 5.40 (d, ² J = 1.7 Hz, 4H), 5.71 (d, ² J = 1.7 Hz, 4H), 6.58 (s, 8H). — ¹³C NMR (CDCl₃): δ = 109.77 (-), 132.45 (+), 139.41 (C_{quat}), 152.26 (C_{quat}). — MS (70 eV): m/z (%) = 256 (100) [M⁺].

C₂₀H₁₆ (256.3) Calcd. 93.75 H 6.25 Found C 93.69 H 6.28

1,2(6,7)Naphthoquinono[2.2]paracyclophane-1-ene (10): 22 mg (0.1 mmol) of **8** and 210 mg (0.19 mmol) of *p*-benzoquinone (**9**) were heated in 2 ml of dichlorobenzene at 140°C for 4 h. The solvent was removed in vacuo, the residue dissolved in 20 ml of chloroform and the reaction mixture stirred after the addition of 30 mg (0.13 mmol) of 2,3-dichloro-5,6-dicyano-*p*-benzoquinone (DDQ) for 12 h at 50°C. The solvent was evaporated and the residue subjected to flash chromatography over 50 g of silica gel (dichloromethane, R_f = 0.3) yielding 17 mg (53%) of **10**, yellow crystals, m.p. 220°C. — IR (KBr): $\tilde{\nu}$ = 2924 cm⁻¹, 1670 (C=O), 1603, 804. — ¹H NMR (CDCl₃): δ = 3.14 [s, 4H, 9(10)-H], 6.56 (AB system, δ_A = 6.52, δ_B = 6.59, ³ J_{AB} = 8 Hz, 8H), 7.06 (s, 2H), 8.29 (s, 2H). — ¹³C NMR (CDCl₃): δ = 34.81 [-, C-9(10)], 123.63 (+), 130.73 (C_{quat}), 131.93 (+), 132.58 (+), 138.27 (C_{quat}), 140.16 (C_{quat}), 151.89 (C_{quat}), 158.77 (+), 185.22 (C_{quat}). — MS (70 eV): m/z (%) = 336 (100) [M⁺].

C₂₄H₁₆O₂ Calcd. 336.1150 Found 336.1151 (MS)

2,3:6,7-Bis([2.2]paracyclophane-1-eno)anthraquinone (13): A mixture of 50 mg (0.22 mmol) of **8** and 12 mg (0.12 mmol) of **9** was heated in 1 ml of dichlorobenzene at 160°C for 8 h. The solvent was removed in vacuo, the residue dissolved in 20 ml of chloroform and the obtained solution stirred with 80 mg (0.35 mmol) of DDQ for 12 h at 50°C. The reaction mixture was diluted with 50 ml of chloroform, washed with 50 ml of dil. aqueous sodium hydroxide and 50 ml of water, dried with MgSO₄, and concentrated. The residue was subjected to flash chromatography over 30 g of silica gel

with dichloromethane as eluent (R_f = 0.05) yielding 15 mg (25%) of **13**, m.p. >300°C. — IR (KBr): $\tilde{\nu}$ = 2971 cm⁻¹, 1671 (C=O), 1588, 1093. — ¹H NMR (CDCl₃): δ = 3.16 (s, 8H), 6.617 and 6.621 (s, 16H, phanarene H), 8.57 (s, 4H). — MS (70 eV): m/z (%) = 564 (100) [M⁺].

C₄₂H₂₈O₂ Calcd. 564.20892 Found 564.20893 (MS)

1',4',4a',9',10',10a'-Hexahydro-9',10'-epoxy-1,2(2,3)-anthraceno[2.2]paracyclophane-1-ene (12): 30 mg (0.13 mmol) of **8** and 18.6 mg (0.13 mmol) of **11** were heated in 2 ml of xylene at 120°C for 6 h. The solvent was removed in vacuo and the solid residue washed with *n*-pentane. As verified by the ¹H- and ¹³C-NMR spectra **12** was the only reaction product. — IR (KBr): $\tilde{\nu}$ = 3005 cm⁻¹, 2930, 850, 724, 614. — ¹H NMR (CDCl₃): δ = 2.28 (m, 2H), 2.70 and 3.05 (m, 8H), 5.12 (s, 2H), 6.21 and 6.40 (m, 8H, phanarene), 7.10–7.30 (AA'BB' system, 4H). — ¹³C NMR (CDCl₃): δ = 32.62 (-), 34.68 (-), 43.02 (+), 85.18 (+), 118.95 (+), 126.62 (+), 130.79 (+), 131.27 (+), 131.93 (+) and 131.96 (+), 138.44 (C_{quat}), 142.38 (C_{quat}), 142.79 (C_{quat}), 145.86 (C_{quat}). — MS (70 eV): m/z (%) = 376 (100) [M⁺], 258/118 (29/28) [retro Diels-Alder products].

C₂₈H₂₄O Calcd. 376.1827 Found 376.1817 (MS)

* Dedicated to Professor Hans-Friedrich Grützmacher on the occasion of his 60th birthday.

- [1] [1a] J. F. Stoddart, F. H. Kohnke, *Angew. Chem.* **1987**, *99*, 941–943; *Angew. Chem. Int. Ed. Engl.* **1987**, *26*, 930; J. F. Stoddart, P. R. Ashton, N. S. Isaacs, F. H. Kohnke, *ibid.* **1988**, *100*, 981–983, and **1988**, *27*, 961. — [1b] J. F. Stoddart, F. H. Kohnke, *Angew. Chem.* **1989**, *101*, 1266–1271; *Angew. Chem. Int. Ed. Engl.* **1989**, *28*, 1217, 1230; F. H. Kohnke, J. P. Mathias, J. F. Stoddart, *Adv. Mater.* **1989**, *1*, 275. — [1c] M. Wagner, W. Wohlfarth, K. Müllen, *Chimia* **1988**, *42*, 377–379; M. Pollmann, W. Wohlfarth, K. Müllen, J. Lex, *Tetrahedron Lett.* **1990**, *31*, 2701–2704; U. Scharf, K. Müllen, *Synthesis* **1992**, 23–38, and references cited therein. — [1d] K. Blatter, A. D. Schlüter, *Chem. Ber.* **1989**, *122*, 1351–1356. — [1e] K. Blatter, A. D. Schlüter, G. Wegner, *Macromolecules* **1989**, *22*, 3506–3508. — [1f] G. Wegner, K. Blatter, A. D. Schlüter, *J. Org. Chem.* **1989**, *54*, 2396–2401; A. D. Schlüter, *Adv. Mater.* **1991**, *3*, 282.
- [2] Cf. W. J. Bailey, *Polym. Mater. Sci. Eng.* **1989**, *60*, 400–403; L. Dalton, M. McLean, D. Polis, C. Young, *ibid.* **1989**, *60*, 410–414; S. A. Jenekhe, P. O. Johnson, A. K. Agrawal, *ibid.* **1989**, *60*, 404–409, and references cited therein.
- [3] [3a] C. M. Kechn, S. M. Rosenfeld, *Cyclophanes I and II*, Academic Press, New York, **1983**. — [3b] F. Vögtle, *Top. Curr. Chem.* **1983**, *113*, 115.
- [4] B. König, A. D. Schlüter, T. Vogel, A. de Meijere, manuscript in preparation.
- [5] H. Hopf, M. Psiorz, *Chem. Ber.* **1986**, *119*, 1836–1844.
- [6] O. Reiser, S. Reichow, A. de Meijere, *Angew. Chem.* **1987**, *99*, 1285–1286; *Angew. Chem. Int. Ed. Engl.* **1987**, *26*, 1277–1278.
- [7] A. de Meijere, O. Reiser, B. König, M. Rabinovitz, J. Heinze, K. Meerholz, *J. Am. Chem. Soc.* **1992**, submitted.
- [8] G. H. Posner, J. S. Ting, *Synth. Commun.* **1973**, *3*, 281–285.
- [9] Cf. [9a] C. W. Chan, H. N. C. Wong, *J. Am. Chem. Soc.* **1985**, *107*, 4790–4791. — [9b] H. N. C. Wong, C. W. Chan, *J. Am. Chem. Soc.* **1988**, *110*, 3790–3794. — [9c] See also: A. de Meijere, J. Heinze, K. Meerholz, O. Reiser, B. König, *Angew. Chem.* **1990**, *102*, 1443–1445; *Angew. Chem. Int. Ed. Engl.* **1990**, *29*, 1418–1419; *ibid.* **1991**, *103*, 1350–1351, and **1991**, *30*, 1361–1363.
- [10] Cf. I. P. Beletskaya, *J. Organomet. Chem.* **1983**, *250*, 551–556.
- [11] T. Sato, S. Shimada, K. Hata, *Bull. Chem. Soc. Jpn.* **1971**, *44*, 2484–2490.
- [12] H. Hopf, C. Mlynek, *J. Org. Chem.* **1990**, *55*, 1361–1363.
- [13] Cf. M. P. Cava, M. Lukshmikanthan, R. J. Ardecky, F. A. Kerdensky, *J. Am. Chem. Soc.* **1981**, *103*, 1992–1996.
- [14] A commercial ultrasonic laboratory cleaning bath was used (Bandelin, Berlin, Type Sonorex R255).
- [15] Preparation and Diels-Alder reactions of analogous 10,11-dimethylene[3.2]paracyclophane have been reported previously: H. F. Grützmacher, K. Albrecht, *Chem. Ber.* **1989**, *122*, 2299–2302.

[40/92]