

Spin-orbit effects in carbon-nanotube double quantum dotsS. Weiss,¹ E. I. Rashba,^{2,3,4} F. Kuemmeth,² H. O. H. Churchill,² and K. Flensberg¹¹*Niels Bohr Institute and Nano-Science Center, University of Copenhagen, Universitetsparken 5, 2100 Copenhagen, Denmark*²*Department of Physics, Harvard University, Cambridge, Massachusetts 02138, USA*³*Center for Nanoscale Systems, Harvard University, Cambridge, Massachusetts 02138, USA*⁴*Department of Physics, Loughborough University, Leicestershire LE11 3TU, United Kingdom*

(Received 9 June 2010; revised manuscript received 23 September 2010; published 14 October 2010)

We study the energy spectrum of symmetric double quantum dots in narrow-gap carbon nanotubes with one and two electrostatically confined electrons in the presence of spin-orbit and Coulomb interactions. Compared to GaAs quantum dots, the spectrum exhibits a much richer structure because of the spin-orbit interaction that couples the electron's isospin to its real spin through two independent coupling constants. In a single dot, both constants combine to split the spectrum into two Kramers doublets while the antisymmetric constant solely controls the difference in the tunneling rates of the Kramers doublets between the dots. For the two-electron regime, the detailed structure of the spin-orbit split energy spectrum is investigated as a function of detuning between the quantum dots in a 22-dimensional Hilbert space within the framework of a single-longitudinal-mode model. We find a competing effect of the tunneling and Coulomb interaction. The former favors a left-right symmetric two-particle ground state while in the regime where the Coulomb interaction dominates over tunneling, a left-right antisymmetric ground state is found. As a result, ground states on both sides of the (11)-(02) degeneracy point may possess opposite left-right symmetry, and the electron dynamics when tuning the system from one side of the (11)-(02) degeneracy point to the other is controlled by three selection rules (in spin, isospin, and left-right symmetry). We discuss implications for the spin-dephasing and Pauli blockade experiments.

DOI: [10.1103/PhysRevB.82.165427](https://doi.org/10.1103/PhysRevB.82.165427)

PACS number(s): 73.63.Fg, 71.70.Ej, 73.21.La, 73.63.Kv

I. INTRODUCTION

Coherent control over the charge and/or the spin of an electron or hole is a key ingredient for quantum computation or spintronic devices. It is of importance to have coupled two-level systems (qubits) that can be controlled and manipulated efficiently without loss of the stored information. A promising candidate and natural two-state system for a robust qubit is the spin of an electron. Coherent manipulation as well as preparation and readout of a single confined spin in few-electron semiconductor quantum dot (QD) systems have been demonstrated, see Refs. 1 and 2, and references therein.

Spin qubits in carbon nanotubes^{3,4} (CNTs) are believed to be even more robust due to the absence of hyperfine coupling in ¹²C.⁵ This is in contrast to GaAs QDs where the phase coherence suffers from hyperfine coupling due to the nuclei of the host crystal. However, CNTs pose other challenges and complications. First, few-electron QDs are not easily fabricated and, second, the isospin degree of freedom present in the honeycomb carbon lattice provides another quantum two-level system that must be included in the analysis.

The band structure of electrons in nanotubes can be understood starting from that of graphene,^{6,7} which has a linear dispersion relation similar to massless Dirac-Weyl fermions. Graphene is a zero-gap semiconductor but when the graphene sheet is rolled to form a nanotube, the quantization condition for nanotubes leads to metallic or semiconducting behavior, depending on chirality.^{8,9} The curved geometry creates a mass term in the Dirac spectrum and thus a band gap even for the nominally metallic tubes.¹⁰⁻¹⁴ This band gap

allows for electrostatic confinement of electrons and creation of few-electron QDs, otherwise not possible due to the Klein paradox.¹⁵ Recent experiments have shown that it is indeed possible to confine electrons in single¹⁶⁻¹⁹ and double QDs (DQDs) in a CNT by means of electrostatic gates in cleanly grown small band-gap nanotubes.^{5,15,20} The present study is motivated by these experimental results.

In the recently investigated few-electron nanotube QDs, the fourfold degeneracy due to the spin and isospin degrees of freedom is split by spin-orbit (SO) coupling, giving rise to a coupling of spin and isospin degrees of freedom. In plane graphene, SO coupling (being a relativistic effect) of its π electrons is of dozens of microelectron volt only²¹⁻²⁴ and therefore of minor importance. The curved geometry of nanotubes induces SO coupling on the order of 10^{-1} meV among the single-particle levels of the electrons.¹⁸ While the curvature-induced SO coupling was envisioned previously for semiconductors,^{25,26} for nanotubes it is the dominant mechanism. It was Ando²⁷ and others^{28,29} who developed the first theories of SO coupling in nanotubes. More recent theoretical investigations extended this work by including the σ and π bands in full as well as the curved bonds between neighboring atoms.³⁰⁻³³ Lowest-order perturbation theory shows that the SO coupling is inversely proportional to the radius of curvature and originates from the intra-atomic SO coupling in a carbon atom. Even though this is a weak coupling compared to heavier atoms, the combined effect of curvature and intra-atomic SO coupling splits a fourfold-degenerate level into two Kramers doublets by a fraction of a millielectron volt. The demonstration of electrostatically confined particles in CNT-QDs in the presence of SO coupling^{18,20} has motivated recent theoretical investigations. The single-electron QD setup and, in particular, the influence

of the electron-phonon coupling on the decoherence are subjects of a work by Bulaev *et al.*³⁴ The two-particle problem has been studied numerically in Refs. 35 and 36 for a hard wall and a harmonic potential, respectively. Furthermore, hyperfine interactions and their consequences for Pauli blockade have been discussed.^{37,38}

Here, we present a theory of the energy spectrum for a CNT-DQD in the presence of SO coupling in the envelope function formalism within an exact diagonalization scheme. The system is described by three quantum numbers [spin s , isospin τ , and left and right dots (L/R)], each taking two values, and by the discrete and continuum spectra of the longitudinal motion. Depending on the specific parameter values of the DQD that vary in a wide range, two electrons confined in a DQD find themselves in rather different regimes. In this paper, we concentrate on coated narrow-gap nanotubes of the kind investigated in Refs. 5 and 20 that seem well suited for spintronic applications. In such DQDs, a small electron mass m^* increases the separation between the levels of longitudinal quantization while a high dielectric constant $\kappa \sim 10$ suppresses the Coulomb repulsion, which would otherwise result in level mixing. Restricting ourselves with the lowest longitudinal mode, we concentrate instead on the detailed structure of the energy spectrum emerging from the spin-isospin coupling, and the dependence of the interdot tunneling and Coulomb energies on the symmetry of wave functions and SO coupling. However, we stop short of discussing the influence of phonon and hyperfine couplings as well as the scattering between different isospin states.³⁸ It should be mentioned that similar physics occurs in silicon double quantum dots where, however, the valley degeneracy is usually broken and spin-orbit interaction does not play an important role.³⁹

To set up our model calculation, we use the well-established model for p_z orbitals of graphene to describe electrons in a nanotube. The DQD confinement is modeled by a double square-well potential along the axial direction of the nanotube. We take into account SO coupling effects on the single-particle levels and discuss their influence on the energy spectrum in the presence of an axial magnetic field B . In the framework of a single-mode approximation, and using the eight-function basis ($8=2 \times 2 \times 2$) of single-electron states, we present a symmetry classification of the eigenstates of a two-electron symmetric DQD in its 22-dimensional Hilbert space. We find its energy spectrum numerically for the comparable values of the tunneling integral, the Coulomb interaction and the SO splitting. Our main results include the detuning dependence of the spectrum and the effect of a magnetic field lifting all spectrum degeneracies. Finally, we discuss challenges and opportunities for experimental studies.

The structure of the paper is as follows. After we have summarized the physical properties of a single electron in a nanotube in Sec. II A, we turn in Sec. II B to the model of an electrostatically generated DQD and solve the eigenvalue problem for a DQD with a square-well potential. We clarify the effect of two SO coupling constants, Δ_0 and Δ_1 , on the energy splitting between the Kramers doublets and on the tunneling integral. Section III presents the symmetry classification of the two-electron wave functions as well as a de-

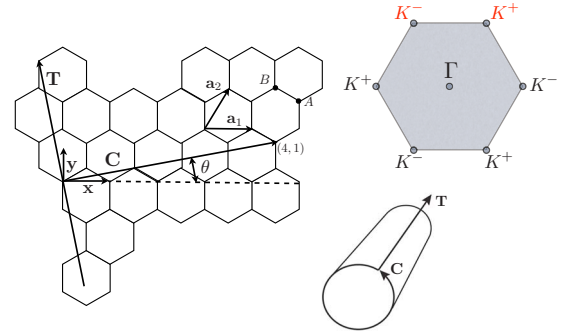


FIG. 1. (Color online) Sketch of the planar graphene sheet showing the honeycomb lattice structure. Nearest neighbors belong to two different sublattices A and B . A nanotube with chirality $(4,1)$ is formed when the sheet is rolled up along the direction of the chiral vector \mathbf{C} . The chiral angle θ gives the misalignment between the chiral vector and the primitive lattice vector \mathbf{a}_1 . The direction perpendicular to the chiral vector defines the tube axis and is denoted \mathbf{T} . Within the tight-binding approximation, we assume the z direction to be perpendicular to \mathbf{T} and \mathbf{C} , i.e., the p_z orbitals stick out of the plane of the figure. The Brillouin zone of the honeycomb lattice is shown in the upper right corner. The Dirac points are denoted by \mathbf{K}^τ , and we choose in our calculations two inequivalent points $\mathbf{K}^\tau = 2\pi/a(\tau/3, 1/\sqrt{3})$ (marked in red). A graphene sheet folded into a nanotube is shown in the lower right corner.

scription of the techniques used for calculating Coulomb integrals on SO-modified wave functions, and the effect of SO coupling on Coulomb integrals as well as their B dependence. In Sec. IV, we present our main results on the energy spectrum of a two-electron DQD as a function of detuning and its transformation when a magnetic field is applied. Summary and discussion are presented in Sec. V.

II. MODEL

A. Single electron in a nanotube

We consider a single-wall CNT whose electronic properties are described within a tight-binding model for the p_z orbitals of neighboring carbon atoms.⁶ As usually, we solve for the band structure of a plane graphene sheet first and then impose periodic boundary conditions for the electronic motion along the circumferential direction defined by a chiral vector \mathbf{C} . It is defined as $\mathbf{C} = n_1\mathbf{a}_1 + n_2\mathbf{a}_2$ in terms of the primitive lattice vectors $\mathbf{a}_1 = a(1,0)$ and $\mathbf{a}_2 = a(1/2, \sqrt{3}/2)$, where (n_1, n_2) are integers. Coordinates along the circumferential and translational directions, \mathbf{C} and \mathbf{T} in Fig. 1, are (c, t) . Due to the honeycomb lattice structure of graphene, nearest-neighbor atoms belong always to different sublattices A and B ; the lattice constant is $a = 0.246$ nm. The chiral angle, which is the angle between \mathbf{C} and \mathbf{a}_1 , is $\theta = \arctan[\sqrt{3}n_2/(2n_1 + n_2)]$. In graphene, two spin-degenerate π bands (the conduction and valence bands) cross at six vertices of the Brillouin zone. Two pairs of translationally nonequivalent vertices, \mathbf{K}^τ , form two Dirac points; therefore graphene is a semimetal. Here we choose the Dirac points as $\mathbf{K}^\tau = 2\pi/a(\tau/3, 1/\sqrt{3})$ with $\tau = \pm 1$. The effective low-energy Hamiltonian is obtained by expanding in the electron momentum near the Dirac points \mathbf{K}^τ .^{8,9,40}

$$\mathcal{H} = \hbar v (\tau_3 k_c \sigma_1 + k_t \sigma_2). \quad (1)$$

Here, τ_3 is the diagonal Pauli matrix with eigenvalues $\tau = \pm 1$ in the \mathbf{K}^τ -isospin subspace. The Pauli matrices σ_j ($j = 1, 2$) act in sublattice space and account for the two carbon atoms in the primitive unit cell of the honeycomb lattice (up to a unitary transformation that depends on θ , see Ref. 34). The quasimomentum components along the \mathbf{C} and \mathbf{T} axes are k_c and k_t , see Fig. 1. The eigenvalues of the Hamiltonian \mathcal{H} are readily obtained

$$E_{k_c, k_t} = \pm \hbar v \sqrt{k_c^2 + k_t^2}, \quad (2)$$

where \pm solutions in Eq. (2) correspond to the conduction and valence band, respectively, that are degenerate in the isospin quantum number $\tau = \pm 1$, and $v \approx 8 \times 10^5$ m/s is the Fermi velocity in graphene. Plane-wave-type eigenfunctions for the Hamiltonian \mathcal{H} are

$$\Psi_{k_c, k_t}^\tau(\mathbf{r}, t) = \frac{e^{i\mathbf{K}^\tau \cdot \mathbf{r}}}{\sqrt{4\pi}} \exp\{i(k_c c + k_t t)\} \begin{pmatrix} z_{k_c, k_t, c/v}^\tau \\ 1 \end{pmatrix}, \quad (3)$$

where the coefficients $z_{k_c, k_t, c/v}^\tau$ for the conduction or valence band (denoted by the subscripts c and v) are

$$z_{k_c, k_t, c}^\tau = \frac{\tau k_c - i k_t}{\sqrt{k_c^2 + k_t^2}}, \quad z_{k_c, k_t, v}^\tau = -\frac{\tau k_c - i k_t}{\sqrt{k_c^2 + k_t^2}}. \quad (4)$$

The position vector for the electron is $\mathbf{r} = \mathbf{r}(x, y) = (c \cos \theta - t \sin \theta, c \sin \theta + t \cos \theta)$ and the radius of the tube is $R = |\mathbf{C}|/2\pi = a\sqrt{n_1^2 + n_2^2 + n_1 n_2}/2\pi$. For $(n_1, n_2) = (n, 0)/(n, n)$, a CNT is called zigzaglike/armchairlike, other nanotubes are called chiral.^{8,9} Obviously, for zigzag tubes $\theta = 0$ and $(x, y) \equiv (c, t)$. In what follows, we restrict ourselves with conduction-band electrons and designate amplitudes as z_{k_c, k_t}^τ .

Wave functions of nanotubes are periodic in the circumferential direction, i.e., $\Psi(\mathbf{r}) = \Psi(\mathbf{r} + \mathbf{C})$. Consequently, the wave number k_c of electrons/holes in this direction is quantized by the condition $(\mathbf{k} + \mathbf{K}^\tau) \cdot \mathbf{C} = 2\pi m$ with m being integer numbers and $\mathbf{k} = (k_c, k_t)$. Depending on the direction and magnitude of \mathbf{C} , there are two types of solutions obeying the periodicity condition around the circumference. If we use

$$e^{i\mathbf{K}^\tau \cdot \mathbf{C}} = \exp\{(2\pi i \tau/3)(n_1 - n_2)\} \quad (5)$$

as well as $(n_1 - n_2) = 3M + \nu$ with $\nu = 0, \pm 1$ and M integer, we obtain the quantization of the wave number around the circumference as $k_c \rightarrow k_m \equiv (m - \nu\tau/3)/R$. Note that $\nu = 0$ is always fulfilled for armchair tubes but for zigzag tubes only if $n_1 = 3M$. For $\nu = \pm 1$, the envelope wave functions accumulate phase factors.

In graphene, a classification of quantum states by \mathbf{K}^τ is protected by the conservation of the crystal momentum \mathbf{k} . In nanotubes, however, it is at first sight not so clear that isospin is a good quantum number, since for some metallic tubes the folding of the graphene band structure onto the first Brillouin zone of the translational nanotube unit cell, results in Fermi points at $k_t = 0$ for both isospin values (sometimes classified as “zigzaglike” nanotubes⁴¹ or in Ref. 6, chapter 4 as metal-1). Nevertheless, for these nanotubes the isospin quantum number is protected by a screw axis of the order $N_S(n_1, n_2)$

defined by a Diophantine equation, see Ref. 42. For the $k_t = 0$ point, screw rotations are equivalent to spatial rotations, hence, it follows from Eq. (5) that such rotations produce phase factors $\exp[(2\pi i \tau/3N_S)(n_1 - n_2)]$ having complex conjugate values for $\tau = \pm 1$. Therefore, $\tau = \pm$ states belong to complex conjugate representations. For the other class of metallic tubes (“armchairlike” or metal-2) where the Fermi points are different and at $\pm 2\pi/3T$, isospin is protected by momentum conservation. This should clarify the meaning of the isospin quantum number τ for specific types of nanotubes.

If we insert the allowed quantized k_m values into the dispersion relation of Eq. (2), we see that there is a gap between the conduction and valence bands given by $2E_g$ with $E_g = \hbar v |m - \nu\tau/3|/R$. For $m = 0$ and $\nu = \pm 1$, this gap between the conduction and valence bands is about $2E_g \approx 360$ meV for $R = 1$ nm. Such nanotubes are thus semiconducting whereas the $\nu = 0$ tubes are nominally metallic. The curvature, however, opens a small gap,¹⁰⁻¹⁴ likely causing the measured gaps of order 10–50 meV in Refs. 18 and 20. The curvature effects appear in the Dirac Hamiltonian as a mass term, and Eq. (1) reduces to a one-dimensional effective Hamiltonian with k_c modified as (for the lowest-energy mode $m = 0$)

$$k_c \rightarrow \tau k_g, \quad k_g = -\frac{\nu}{3R} + k_{\text{curv}}, \quad (6)$$

where the last term scales with tube radius as $k_{\text{curv}} \propto 1/R^2$ and the induced gap as $E_{\text{curv}} = \hbar v k_{\text{curv}} \propto 1/R^2$.^{10,14} While specific expressions for the gap are model dependent, the order of magnitude estimate for R of a few nanometers is^{10,14,31}

$$E_{\text{curv}}(\theta) \sim (\hbar v a/R^2) \cos 3\theta \sim 10 \text{ meV}. \quad (7)$$

We also include a magnetic field B which points in the tube axis direction \mathbf{T} and induces an Aharonov-Bohm flux $\Phi_{AB} = B\pi R^2$ through the cross section of the tube. This further modifies the circumferential momentum as $\tau k_g \rightarrow \tau k_g + \Phi_{AB}/(R\Phi_0)$ with $\Phi_0 = hc/e$ being the flux quantum. Therefore, the nonrelativistic circumferential momentum k_c^{nr} equals

$$k_c^{\text{nr}} = \tau k_g + \frac{\Phi_{AB}}{R\Phi_0}. \quad (8)$$

Besides the orbital effect, the magnetic field also leads to a Zeeman term given by $S_i g \mu_B B$, where $S_i = \pm 1/2$ is the spin projection along the CNT axis, μ_B is the Bohr magneton, and $g \approx 2$ is the bare electronic g factor. This yields an energy difference between the different spin species of the electron. In this paper, we only consider tubes with finite gaps allowing for electrostatic confinement of electrons, and pay special attention to the tubes with the curvature-induced gaps (narrow-gap nanotubes, $\nu = 0$). We therefore write the (electron/hole) dispersion relation as

$$E_{k_c^{\text{nr}}, k_t} = \pm \hbar v \sqrt{(k_c^{\text{nr}})^2 + k_t^2} + S_i g \mu_B B. \quad (9)$$

Now we introduce the SO coupling which was shown to be an important effect in the recent experiments on few-electron QDs.^{18,20} In general, the coupling of the electron spin to its orbital motion is a relativistic effect for electrons moving in external electric fields. Asymmetric confinements

in semiconductor QDs (extrinsic SO coupling, see Ref. 43 and references therein) can also provide such a coupling which, however, is one order of magnitude smaller than the SO coupling constants reported in CNTs. The pioneering theoretical work on the curvature-induced SO derives the low-energy effective Hamiltonian from a first-order perturbation theory in the atomic SO coupling as well as in the curvature.²⁷ Due to curvature, there are nonzero overlaps between the p_z and $p_{x,y}$ orbitals of neighboring atoms. Combined with the atomic SO coupling which produces transition matrix elements between different quantum states on the same atom, a spin-dependent coupling between the adjacent A and B atoms arises.^{27,30} More recent work^{31–33} has extended this approach and added to the low-energy effective Hamiltonian of π electrons in CNTs a term that is diagonal in sublattice (A, B) space. The generalized SO Hamiltonian near the Dirac points is

$$H_{\text{SO}} = \Delta_1 \tau_3 \sigma_1 s_3 + \Delta_0 s_3 \tau_3 \quad (10)$$

with s_3 being a diagonal Pauli matrix acting in spin space. According to Eq. (10), the electron spin is still a good quantum number for the single-particle problem, and in what follows the eigenvalues of s_3 are denoted as $s = \pm 1$. The two coupling constants Δ_0 and Δ_1 depend on the type of the tube. Both are inversely proportional to the radius R , and Δ_0 depends on the chiral angle as $\Delta_0 \propto \cos(3\theta)$ while Δ_1 does not depend on θ . The term in Eq. (10) proportional to Δ_0 is diagonal in sublattice space and is responsible for the difference in the electron and hole spin-orbit gaps observed experimentally;¹⁸ see Eq. (17) below. The combination of the SO interaction with the effective nanotube Hamiltonian described above gives the final expression for the dispersion relation in the conduction and valence bands,

$$E_{k_c, k_t}^{\tau, s} = \pm \hbar v \sqrt{k_c^2 + k_t^2} + \left(\Delta_0 \tau + \frac{1}{2} g \mu_B B \right) s \quad (11)$$

with

$$k_c = \tau k_g + \frac{\Phi_{AB}}{R\Phi_0} + \frac{s\Delta_1}{\hbar v}, \quad (12)$$

where the last term is a SO correction to k_c^{nr} of Eq. (8). We note that k_c is spin and isospin dependent, $k_c = k_{c, \tau, s}$ but to simplify notations we suppress the indices (τ, s) in what follows.

We note that the curvature and SO corrections to k_c should be applied when calculating energy levels and z_{k_c, k_t} amplitudes of Eq. (3). However, the phase factors of the wave functions Ψ_{k_c, k_t}^τ are fixed strictly by the periodicity condition and cannot be changed by the renormalization of k_c nor by minor changes in R and \mathbf{K}^τ due to the deformation of graphene when folding it into a nanotube. Finally, phase factors of the circumferential wave functions can be chosen quite generally as

$$e^{i(\mathbf{K}^\tau \cdot \mathbf{r}_c)} e^{ik_c c} = \exp \left[i \left(\tau M + n_2 \frac{1 + \tau}{2} \right) \varphi \right] \quad (13)$$

for the lowest circumferential modes, $m=0$, where φ is the azimuth along the circumference \mathbf{C} , and \mathbf{r}_c is the circumfer-

ential component of \mathbf{r} . In Eq. (13), the two first terms in the parentheses stem from the dot products $(\mathbf{K}^\tau \cdot \mathbf{C})$ and the ν term is canceled by the leading term in k_c of Eq. (6). This equation will be used in Sec. III B below to calculate Coulomb integrals.

According to Eq. (11), the spin degeneracy of the single-particle levels is lifted by SO coupling that in the absence of a magnetic field opens a gap between the spin $s = |\uparrow\rangle$ and $s = |\downarrow\rangle$ states of size $\Delta_{\text{SO}}(k_t)$ for each of the \mathbf{K}^τ points. It is defined as

$$\Delta_{\text{SO}}(k_t) = |E_{k_c, k_t}^{+\uparrow} - E_{k_c, k_t}^{+\downarrow}| = |E_{k_c, k_t}^{-\downarrow} - E_{k_c, k_t}^{-\uparrow}|, \quad (14)$$

where E_{k_c, k_t} is defined in Eq. (2). For $B=0$, energies $E_{k_c, k_t}^{\tau, s}$ depend only on the product τs and therefore coincide at both \mathbf{K}^τ points. Because of the axial magnetic field, this degeneracy is lifted and the spectrum in Eq. (11) consists of two Kramers doublets. Using Eq. (12) and expanding Eq. (11) in the small parameters $\Delta_1/k_g \ll 1$, $k_t/k_g \ll 1$, $\Phi_{AB}/(\Phi_0 R k_g) \ll 1$, we obtain

$$E_{\pm}^{\tau s}(B) = \pm \hbar v |k_g| + \tau s (\Delta_0 \pm \text{sgn}\{k_g\} \Delta_1) + s \left(\frac{1}{2} g \mu_B B \pm \tau s \text{sgn}\{k_g\} \hbar v \frac{\Phi_{AB}}{R\Phi_0} \right), \quad (15)$$

where \pm refers to the conduction and valence bands, respectively, and $\text{sgn}\{k_g\} \equiv k_g/|k_g|$. We will use Eq. (15) in conjunction with the experimental data for Δ_{SO} of the electron and hole Kramers doublets of Fig. 4(c) of Ref. 18, including their B dependencies, in order to find Δ_0 and Δ_1 . This can only be done with the accuracy to the sign of k_g . This sign remains unknown and there are still controversies in the literature encountering different theoretical models, e.g., see discussion in Ref. 9 and section 5 of Ref. 27. In what follows, we accept $k_g < 0$.

Because the slopes of the B dependencies in Fig. 4(c) of Ref. 18 are larger for the lower components of the Kramers doublets, both for electrons and holes, Eq. (15) suggests that

$$\tau s \text{sgn}(k_g) = \pm 1, \quad (16)$$

for the conduction and valence band, respectively. Then, with $k_g < 0$, it immediately follows from Eq. (15) that

$$\Delta_{\text{SO}}^e = 2(\Delta_0 - \Delta_1), \quad \Delta_{\text{SO}}^h = -2(\Delta_0 + \Delta_1), \quad (17)$$

and, with the experimental values $\Delta_{\text{SO}}^e = 0.37$ meV and $\Delta_{\text{SO}}^h = 0.21$ meV,¹⁸ we arrive at $\Delta_1 = -(\Delta_{\text{SO}}^e + \Delta_{\text{SO}}^h)/4 \approx -0.15$ meV and $\Delta_0 = (\Delta_{\text{SO}}^e - \Delta_{\text{SO}}^h)/4 \approx 0.04$ meV. These parameter values will be used in all calculations below.

In what follows, we restrict the analysis to the lowest longitudinal mode. While the effect of mode mixing due to Coulomb repulsion is essential in suspended wide-gap nanotubes,^{35,36,44} in coated narrow-gap nanotubes it is suppressed due to a small effective mass and large κ .

B. Nanotube double quantum dots—single-electron regime

In this section, we outline a model of a CNT-DQD motivated by the experimental setup in Ref. 20. The underlying geometry is sketched in Fig. 2. The potential along the nano-

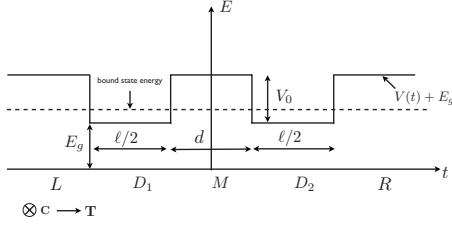


FIG. 2. Energy diagram of a symmetrical CNT-DQD with electrostatic gates inducing a potential $V(t)$ along the nanotube axis; the origin is chosen in the center of the double dot, and the energy reference point is chosen in the middle of the gap. Two dots D_1 and D_2 of length $\ell/2$ each are tunnel coupled via a middle barrier M of width d . The bound state energy E (shown by dashed line) obeys the criterion $E_g < E < V_0 + E_g$.

tube is controlled by top gates. For simplicity, we choose a double-well potential to model the double dot, similarly to Refs. 34 and 35,

$$V(t) = \begin{cases} V_0 & |t| < d/2, |t| > (d + \ell)/2 \\ 0 & d/2 \leq |t| < (d + \ell)/2 \end{cases} \quad (18)$$

and solve the eigenvalue problem for the Hamiltonian

$$H(t) = \hbar v (\tau k_c \sigma_1 + k_t \sigma_2) + \left(\Delta_0 \tau + \frac{1}{2} g \mu_B B \right) s + V(t) \quad (19)$$

with k_c of Eq. (12). The potential $V(t)$ is considered as step-like on the scale of the Fermi wavelength, $2\pi/k_t$ but smooth on the scale of the inverse Brillouin momentum, $2\pi/|K^\tau|$. Therefore, it does not induce essential $\mathbf{K}^+\mathbf{K}^-$ scattering. This is indeed relevant for an electrostatically confined dot. We calculate the single-electron wave function for the symmetric geometry shown in Fig. 2 for equal confining potentials of the left and right wells, $V_1 = V_2 = V_0$. The two QDs are connected by a barrier of width d . The generalization to an asymmetric geometry is straightforward and will result in a larger electron wave number for the deeper well. The total energy of the system, $E = E_1 + E_2$, will be considered fixed. In Eq. (19), the term in the second parentheses produces an (s, τ) dependent level shift but does not influence the wave functions. For the electronic wave function $\psi^\tau(t)$, defined in different intervals, see Fig. 2, we use the ansatz

$$\begin{aligned} \psi_L^\tau(t) &= A e^{q t} \begin{pmatrix} z_{k_c, -i q_t}^\tau \\ 1 \end{pmatrix}, \\ \psi_{D_1}^\tau(t) &= B e^{i k_t t} \begin{pmatrix} z_{k_c, k_t}^\tau \\ 1 \end{pmatrix} + C e^{-i k_t t} \begin{pmatrix} z_{k_c, -k_t}^\tau \\ 1 \end{pmatrix}, \\ \psi_M^\tau(t) &= D e^{-q t} \begin{pmatrix} z_{k_c, i q_t}^\tau \\ 1 \end{pmatrix} + E e^{q t} \begin{pmatrix} z_{k_c, -i q_t}^\tau \\ 1 \end{pmatrix}, \\ \psi_{D_2}^\tau(t) &= F e^{i k_t t} \begin{pmatrix} z_{k_c, k_t}^\tau \\ 1 \end{pmatrix} + G e^{-i k_t t} \begin{pmatrix} z_{k_c, -k_t}^\tau \\ 1 \end{pmatrix}, \end{aligned}$$

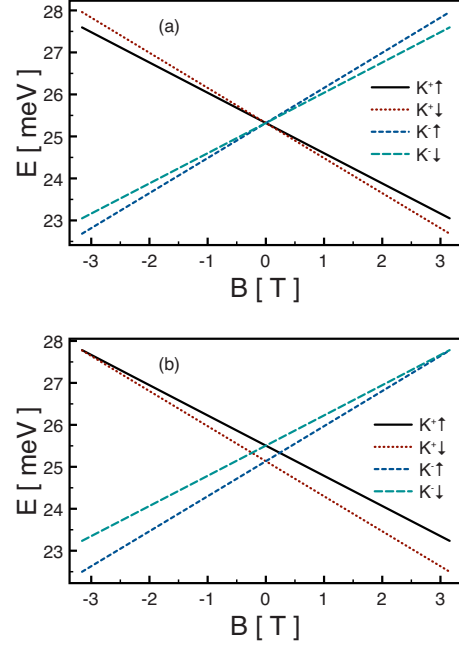


FIG. 3. (Color online) Magnetic field dependence of the energy of the bonding mode of a single-electron DQD for $k_g = -0.045 \text{ nm}^{-1}$ and $\ell = 200 \text{ nm}$, $d = 120 \text{ nm}$, and $V_0 = 3.95 \text{ meV}$. The ground-state energy E_{GS} is close to the gap edge, $E_{GS} - E_g = 1.4 \text{ meV}$. (a) SO coupling is absent, $\Delta_{SO} = 0$. At $B = 0$, the spectrum is fourfold degenerate. (b) SO split energy spectrum. The zero field splitting between Kramers doublets is $\Delta_{SO} = 0.37 \text{ meV}$ (with $\Delta_1 = -0.15 \text{ meV}$ and $\Delta_0 = 0.04 \text{ meV}$), see text for details.

$$\psi_R^\tau(t) = H e^{-q t} \begin{pmatrix} z_{k_c, i q_t}^\tau \\ 1 \end{pmatrix} \quad (20)$$

with z^τ factors defined for electrons and holes, respectively, according to Eq. (4). In the gate regions, the electron wave number is determined as

$$q_t = \sqrt{k_c^2 - (E_{k_c, k_t} - V_0)^2 / (\hbar v)^2}. \quad (21)$$

Since the Hamiltonian $H(t)$ of Eq. (19) remains invariant under complex conjugation accompanied by $k_t \rightarrow -k_t$, the wave functions of Eq. (20) can be chosen in such a way that $C = B^*$, $G = F^*$, and A, D, E , and H are real.

Energy levels are found from a transcendental equation that follows from the continuity of the wave function $\psi^\tau(t)$ at all potential steps. Since $v_t = \partial H / \partial p_t = v \sigma_2$, this equation maintains the current continuity. All coefficients in Eq. (20) can be calculated from the boundary conditions and the normalization condition. For $0 < V_0 < 2E_g$, at least one electron bound state exists in each of the dots, and we will restrict ourselves only with the ground state (GS) mode. In a double dot, it splits into two, bonding and antibonding, with energies E_b and E_{ab} , respectively.

The energy spectrum of the bonding mode of the Hamiltonian $H(t)$ of Eq. (19) is plotted in Fig. 3(a) as a function of an axial magnetic field in the absence of SO coupling. Having in mind narrow-gap nanotubes,²⁰ we choose $k_g = -0.045 \text{ nm}^{-1}$, which produces a gap of about $2E_g$

≈ 46 meV that is eight times less than estimated according to Eq. (6) for $\nu=1$ semiconducting tubes with $R \sim 1$ nm. In the absence of SO coupling, the $B=0$ state is fourfold degenerate in s and τ , and its splitting by magnetic field B is shown in Fig. 3(a). Figure 3(b) demonstrates the splitting of the $B=0$ state by SO coupling into a doublet of two pairs of Kramers conjugate states, $(|K_{\uparrow}^+ \rangle, |K_{\downarrow}^- \rangle)$ and $(|K_{\downarrow}^+ \rangle, |K_{\uparrow}^- \rangle)$. The zero-field splitting is $\Delta_{\text{SO}}^e \approx 0.37$ meV, according to the data of Ref. 18 and in a reasonable agreement with the data of Ref. 20. The B dependence in Fig. 3(b) reproduces correctly the patterns observed experimentally in Refs. 18 and 20. The effective g factor, $\partial \Delta E / \partial (\mu_B B_{\parallel})$, of the upper (lower) doublet is smaller (larger) due to the coupling of real spin to isospin.

The upper branch crossing in Fig. 3(b) persists for $\mathbf{B} \parallel \mathbf{T}$ but turns into an avoided crossing when \mathbf{B} acquires a perpendicular component.²⁰ Spin relaxation near this crossing was investigated in Refs. 20, 34, and 45. The lower branch crossing, at much lesser fields B , turns into an avoided crossing by $\mathbf{K}^+ \mathbf{K}^-$ scattering with large momentum transfer, $\Delta_{\mathbf{K}^+ \mathbf{K}^-}$. In high-quality nanotubes of Refs. 18 and 20, where both Δ_{SO} and $\Delta_{\mathbf{K}^+ \mathbf{K}^-}$ were observed experimentally, $\Delta_{\mathbf{K}^+ \mathbf{K}^-}$ was nearly one order of magnitude less than Δ_{SO} ; in what follows, we disregard $\Delta_{\mathbf{K}^+ \mathbf{K}^-}$. Its origin is not well understood for now, and it is usually attributed to electron scattering by defects.³⁴

Next, we discuss the longitudinal part of the wave function $\psi^{\tau}(t)$ and begin with exact symmetries of wave functions. Substituting Eq. (12) into Eq. (19), one arrives at a Hamiltonian $H_{\tau,s,B}(t)$. It includes the parameters (τ, s, B) only as time-inversion symmetric products τB and τs . Therefore, $H_{-\tau,-s,-B}(t) = H_{\tau,s,B}(t)$, and wave functions can be chosen in such a way that they possess the same symmetry

$$\psi_{\tau,s,B}^{A(B)}(t) = \psi_{-\tau,-s,-B}^{A(B)}(t), \quad (22)$$

for an arbitrary potential $V(t)$. The superscripts A and B indicate sublattice indices. For symmetric dots, $V(t) = V(-t)$, one more relation holds. Performing a canonical transformation of $H_{\tau,s,B}(t)$ with a matrix σ_1 , one notices that the sign change in the term $k_t \sigma_2$ can be compensated by a $t \rightarrow -t$ transformation. Because the σ_1 transformation transposes sublattices, $\sigma_1 \begin{pmatrix} \psi^A \\ \psi^B \end{pmatrix} = \begin{pmatrix} \psi^B \\ \psi^A \end{pmatrix}$, wave functions obey the further relations

$$\psi_{\tau,s,B}^{A(B)}(t) = \pm \psi_{\tau,s,B}^{B(A)}(-t). \quad (23)$$

Here and in what follows we choose wave functions in such a way that they are real in the classically forbidden regions, which is always possible because the z factors of Eq. (4) are real there. We note that in the left- and right-hand sides of Eq. (23) the $A(B)$ sublattices are interchanged. This reflects an absence of the microscopic $t \rightarrow -t$ symmetry in chiral nanotubes. Therefore, it is also absent in ‘‘symmetric’’ DQDs despite the macroscopic symmetry of the confining potential. Manifestations of this asymmetry are discussed next. Numerical data for the wave functions are presented in Fig. 4. Due to the exact symmetries of Eqs. (22) and (23), it is enough to display only a few curves demonstrating the basic regularities. Real parts of the wave functions of the bonding and antibonding modes are shown in Fig. 4(a). Their different behavior inside the tunnel barrier is distinctly seen. Also,

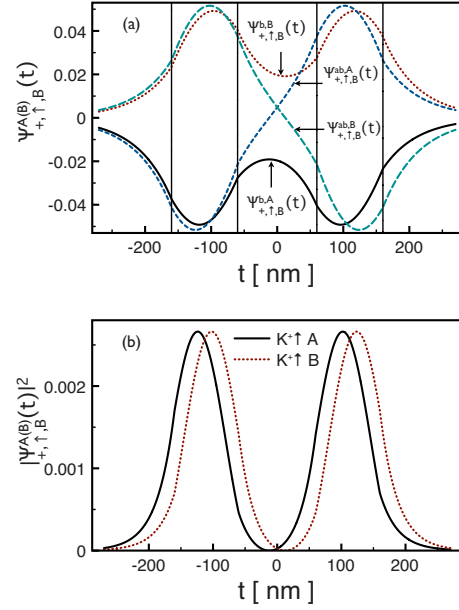


FIG. 4. (Color online) Single-particle wave functions $\psi_{+,↑,B}^{A(B)}(t)$ of a DQD for the same parameter values as in Fig. 3 and $B=1$ T. Vertical lines sketch edges of both dots. (a) Real parts of $\psi_{+,↑,B}^{A(B)}(t)$ on both $A(B)$ sublattices are shown for bonding and antibonding modes, denoted by the superscripts a and ab , respectively. At $t=0$ the former modes retain a considerable amplitude, whereas the latter vanish at the origin. Note that at each point the A and B components have nearly the same absolute values but opposite signs. (b) Electron density distribution in the bonding state; a nonvanishing density at $t=0$ is visible as well as a $t \rightarrow -t$ asymmetry and difference between A and B densities.

A and B components of wave functions are nearly symmetric and antisymmetric for the bonding and antibonding modes, respectively. Technically, the asymmetry arises due to the admixture of the valence-band wave functions and is small because the GS binding energy, $E_{\text{GS}} - E_g \approx 1.4$ meV, is small compared to the gap, $E_g \approx 23$ meV (or, what is essentially the same, $k_t, q_t \ll |k_g|$). This asymmetry increases with $(E_{\text{GS}} - E_g)$ and can become on the order of unity for $|E_{\text{GS}} - E_g| \sim E_g$.⁴⁵ The opposite signs of the functions $\psi^A(t)$ and $\psi^B(t)$ originate from $k_g < 0$. Figure 4(b) displays small differences in the electron densities on both sublattices and their asymmetries that have the same origin as in Fig. 4(a).

Within the GS approximation, the appearance of bonding (lower) and antibonding (upper) tunnel components, denoted as ψ^b and ψ^{ab} , respectively, see Fig. 4, motivates a treatment of the orbital degrees of freedom of a DQD in terms of an effective two-level system. Its eigenstates may be obtained by hybridization of the electron states localized in D_1 or D_2 . Using the wave functions of Eq. (20) and notations of Eq. (23), we define the orbital basis states for certain spin and isospin (i.e., $|LK_s^\tau\rangle$ and $|RK_s^\tau\rangle$) in the left and right half spaces, respectively, as

$$|LK_s^\tau\rangle = \frac{1}{\sqrt{2}} [\psi_{\tau,s,B}^b(t) + \psi_{\tau,s,B}^{ab}(t)],$$

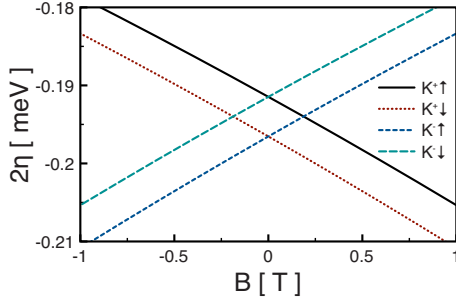


FIG. 5. (Color online) Tunneling matrix elements $\eta_{\tau,s}(B)$ plotted versus magnetic field. Their absolute values are larger for the lower Kramers doublet (K_1^+, K_1^-). For $B=0$, they depend on spin and isospin through the product $s\tau$. The zero-field difference in the tunneling rate originates from $\Delta_1 \neq 0$ and vanishes for $\Delta_1 \rightarrow 0$. Parameter values are the same as in Fig. 3(b).

$$|RK_s^\tau\rangle = \frac{1}{\sqrt{2}}[\psi_{\tau,s,B}^b(t) - \psi_{\tau,s,B}^{ab}(t)] \quad (24)$$

with associated energies $E_{\tau s}(B)$; these energies include also the second term of Eq. (19). Each of these functions is a two-spinor in sublattice space defined by its $A(B)$ components, and K_s^τ indicates that they should be chosen with k_c of Eq. (12) calculated for proper values of (τ, s) . This parametric dependence of the orbital functions on s and τ stems from SO coupling and will be essential for the classification of quantum states, see Sec. III A below.

The connection between these basis states via tunneling is naturally established by the overlap of the wave functions in the interval $|t| \leq d/2$. The resulting spin and isospin conserving Hamiltonian expressed in this basis is

$$H_{RL} = \begin{pmatrix} E_{k_c, k_t}^{\tau s R} - \varepsilon & \eta_{\tau, s} \\ \eta_{\tau, s} & E_{k_c, k_t}^{\tau s L} + \varepsilon \end{pmatrix}, \quad (25)$$

where $E_{k_c, k_t}^{\tau s L} = E_{k_c, k_t}^{\tau s R} = \frac{1}{2}(E_b^{\tau s} + E_{ab}^{\tau s})$ are the single-particle energies and ε is the detuning between the left and right dot. The connection between left and right half spaces, established by tunneling, produces bonding and antibonding states of Eq. (19). The tunnel matrix element $\eta_{\tau, s}$ is related to their energy difference as

$$2\eta_{\tau, s} = E_b^{\tau s} - E_{ab}^{\tau s}. \quad (26)$$

Equivalently, the tunneling part H_T of the Hamiltonian of Eq. (25) can be rewritten in terms of the orbital functions $|L(R)K_s^\tau\rangle$ in a form that is more convenient for further calculations

$$H_T = \sum_{\tau=\pm, s=\uparrow, \downarrow} \eta_{\tau, s} [|LK_s^\tau\rangle^{A(B)} \langle RK_s^\tau|^{A(B)} + \text{H.c.}]. \quad (27)$$

The matrix elements $\eta_{\tau, s}$ are plotted in Fig. 5 as a function of B for the parameter values used in Fig. 3(b). The zero-field difference in the tunneling matrix elements stems from the Δ_1 term in Eq. (12). They are nearly linear functions of B in the whole region of magnetic field and their absolute values are larger for the lower Kramers doublet. This fact is also reflected in the following inequality for the wave numbers in

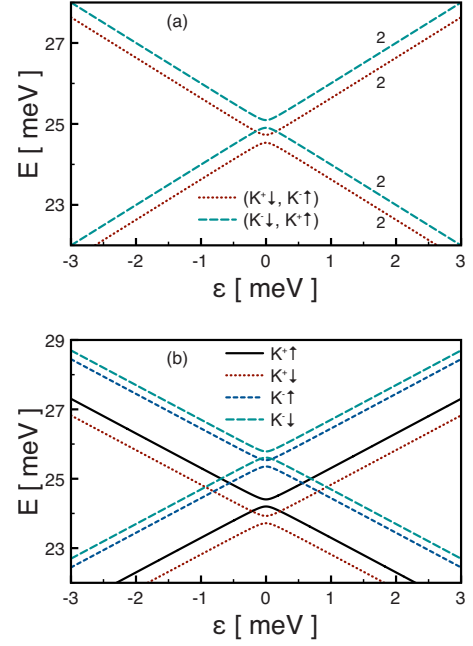


FIG. 6. (Color online) Detuning dependence of the energy spectrum of a single-electron DQD. Tunnel matrix elements $\eta_{\tau, s}$ from Fig. 5 are used for the respective states, other parameters as in Fig. 3. (a) Both Kramers doublets [identified by line styles (and color), same as Fig. 3] split into bonding and antibonding modes. The numbers denote energy level multiplicity. (b) Level splitting by magnetic field $B=1$ T. Because of the dominating effect of the Aharonov-Bohm flux, K^- components with both $s=\uparrow, \downarrow$ move upwards. The magnitudes of the avoided crossings at $\varepsilon=0$, seen both in (a) and (b), are controlled by $\eta_{\tau, s}$.

the classically forbidden regions, $q_t(K_\uparrow^+) > q_t(K_\downarrow^+)$, cf. Eq. (21), that holds for our set of parameter values. Since the Hamiltonian $H(t)$ of Eq. (19) is symmetric with respect to time inversion, $\eta_{\tau, s}(B) = \eta_{-\tau, -s}(-B)$.

We note that a change in the sign k_g , to $k_g > 0$, with the values of Δ_0 and Δ_1 recalculated properly to keep the right slopes in Fig. 3(b) ($\Delta_0 = -0.04$ meV and $\Delta_1 = -0.15$ meV), keeps Fig. 5 practically unchanged with the upper doublet having a lesser tunneling rate (absolute value of η), since the sign of Δ_1 remains intact. Therefore, these data do not constrain the sign of k_g either. Such a behavior of the tunneling rates seems counterintuitive but it stems from the fact that the rates are controlled by the sign of Δ_1 while the nature of the upper and lower Kramers doublets is insensitive to it.

Figure 6 shows the effect of detuning ε on the energy spectrum of Hamiltonian Eq. (25). In our calculations, we have consistently used the τ, s , and B dependencies of the matrix elements $\eta_{\tau, s}(B)$ derived from Eq. (26). Dashed-dotted (cyan) and dotted (red) lines in Fig. 6(a) correspond to the upper and lower Kramers doublets. In the absence of a magnetic field, all states are twofold Kramers degenerate. For $B \neq 0$, this degeneracy is lifted; the spectrum for $B=1$ T is shown in Fig. 6(b). Energies corresponding to various bonding (antibonding) and spin (isospin) states are shown in the same colors and line patterns as in Fig. 3. The spectrum splitting in a magnetic field originates from the Aharonov-Bohm flux Φ_{AB} of Eq. (12) (that can be ascribed

to an orbital magnetic moment μ_{orb}) and the Zeeman spin splitting described by the next-to-last term in Eq. (19). Because $\mu_{\text{orb}} \sim 10 \mu_B$,^{17,18,20} the first contribution dominates and both spin components of the K^- state move up in energy with increasing B . The asymmetry in the level splittings inside the upper and lower quadruplets in the large B region originates from the interference of the SO and Zeeman splittings in each of the single dots.^{18,20}

III. TWO-ELECTRON REGIME

Charge states in DQD systems are usually described in terms of stability diagrams.^{1,20,43} Either from Coulomb blockade peaks in transport measurements or from charge sensing probes, the number of electrons n_L and n_R in the respective dot is monitored. In the following, we consider the two-electron regime. There are two possible physical realizations of it depending on the adjustment of the confinement potentials for the left and right dot and the tunneling barrier between them. First, two electrons are confined to a single dot, here the right dot, denoted the (02) configuration. Otherwise, both electrons are confined in different dots, which is referred to as the (11) configuration. Experimentally, it is possible to drive the DQD between the two regimes by applied gate voltages if both dots are connected by a tunneling barrier.

A. (02) configuration

For a two-electron system without SO coupling, a classification of two-electron states in terms of singlet and triplet states in real spin is exact due to the Pauli principle.⁴⁶ Here, when constructing two-electron states, we use the Hilbert space spanned by the lowest-energy orbitals in each dot. Because the spin and orbital degrees of freedom are coupled, a classification in terms of spin singlet and triplets is no longer applicable. Technically, this means that a full basis of two-particle states in the space of functions respecting the Pauli exclusion principle cannot be constructed in terms of products of spin singlets (triplets) and linear combinations of products of the orbital functions $|L(R)K_s^\tau\rangle$ of Eq. (24). Spin singlets and triplets become coupled, and using such generalized basis states we arrive at the results that are quite general and, in particular, can be applied in the vicinity of the point where k_c vanishes due to the cancellation of different terms in Eq. (12); the latter regime has been reported recently for a single dot.⁴⁷ However, the regime where the gap between the conduction and valence bands closes completely (see Ref. 47) is not addressed here since it does not allow for electrostatic confinement of electrons or holes.

With two electrons bound to the right dot, there are six linearly independent antisymmetric basis functions. Two of them, with both spins either up or down, can be considered as components $T_{\pm 1}$ of a spin triplet. They are

$$|\Phi_s^{02}\rangle = \frac{1}{\sqrt{2}}(|RK_s^+s\rangle_1 |RK_s^-s\rangle_2 - 1 \rightleftharpoons 2) \quad (28)$$

with $|\Phi_1^{02}\rangle$ for $s = \uparrow$ and $|\Phi_2^{02}\rangle$ for $s = \downarrow$, and the symbol $1 \rightleftharpoons 2$ indicates electron transposition. Here $|RK_s^\pm s\rangle$ are products of

orbital functions $|RK_s^\pm\rangle$ and their spin counterparts $|s\rangle$.

Four different functions, all with opposite spins, are spin-isospin coupled. Within the first pair of states, both electrons reside in the same K^τ point but in such a way that in the $B = 0$ limit one of the electrons belongs to the upper and the second to the lower Kramers doublet of Fig. 3,

$$|\Phi_\tau^{02}\rangle = \frac{1}{\sqrt{2}}(|RK_\tau^+ \uparrow\rangle_1 |RK_\tau^- \downarrow\rangle_2 - 1 \rightleftharpoons 2), \quad (29)$$

with $|\Phi_3^{02}\rangle$ for $\tau = +$ and $|\Phi_4^{02}\rangle$ for $\tau = -$. In the second pair of states, for $B = 0$, both electrons populate the upper and lower Kramers doublets of Fig. 3,

$$|\Phi_u^{02}\rangle = \frac{1}{\sqrt{2}}(|RK_\uparrow^+ \uparrow\rangle_1 |RK_\downarrow^- \downarrow\rangle_2 - 1 \rightleftharpoons 2),$$

$$|\Phi_l^{02}\rangle = \frac{1}{\sqrt{2}}(|RK_\uparrow^- \uparrow\rangle_1 |RK_\downarrow^+ \downarrow\rangle_2 - 1 \rightleftharpoons 2). \quad (30)$$

We designate them as $|\Phi_5^{02}\rangle$ and $|\Phi_6^{02}\rangle$, respectively.

Equations (28)–(30) demonstrate the profound effect of SO coupling on the symmetry of the (02) multiplets. Since spin and isospin are coupled, those states cannot be represented in terms of spin singlet and triplets. The energy spectrum is SO split. In the absence of a magnetic field, $B = 0$, the state $|\Phi_5\rangle$ ($|\Phi_6\rangle$) has the highest (lowest) energy because both electrons populate the upper (lower) Kramers doublet while the four other states are mutually degenerate because one of the electrons populates the upper and the second the lower state.

B. Coulomb matrix elements

We choose the Coulomb potential as

$$V_C = \frac{e^2}{4\pi\epsilon_0\kappa} \frac{1}{\sqrt{a_z^2 + (t_1 - t_2)^2 + (2R)^2 \sin^2[(\varphi_1 - \varphi_2)/2]}} \quad (31)$$

with κ as an effective dielectric constant. The cut-off term $a_z^2 \approx (2a_B)^2$, with a_B for the Bohr radius, accounts for the size of $2p_z$ functions.⁴⁸ Such a cutoff is convenient in numerical calculations but has no essential effect on the final results because Coulomb matrix elements converge in two dimensions at small electron separations. In what follows, we calculate matrix elements of V_C for both the (02) and (11) configurations. Similarly, while taking into account consistently the SO corrections to functions $|K_s^\tau\rangle$ in both dots, we keep only spin-diagonal terms when calculating the Coulomb matrix elements and therefore exclude spin nonconserving processes. This approximation is motivated by our focus on dots with small radius R and narrow gap $E_g \approx \hbar v k_c$; indeed, the diagonal SO corrections are large in inverse k_c while nondiagonal SO terms are suppressed for small R by strong orbital quantization in the circular direction.²⁷ In exchange matrix elements for the (02) configuration, a selection rule for τ appears from the fact that V_C depends on (φ_1, φ_2) only through their difference. Upon using notations $|\tau s\rangle$ for kets including products of the orbital functions $|K_s^\tau\rangle$ and the cor-

responding spin functions $|s\rangle$, we take advantage of Eq. (13) and find

$$\langle \tau_1 s_1(1), \tau_2 s_2(2) | V_C(1,2) | \tau_3 s_3(2), \tau_4 s_4(1) \rangle \\ \propto \int_0^{2\pi} d\varphi \exp[-i(M+n_2/2)(\tau_1 + \tau_2 - \tau_3 - \tau_4)\varphi], \quad (32)$$

where $\varphi = (\varphi_1 + \varphi_2)/2$. Expressing M in terms of the chiral indices (n_1, n_2) results in $(M+n_2/2) = n_1/3 + n_2/6 - \nu/3$. Hence, inside the irreducible wedge of the Bravais lattice where $0 \leq \theta < \pi/6$ and $n_1, n_2 \geq 0$, it is always true that $(M+n_2/2) \neq 0$, and therefore

$$\tau_1 + \tau_2 = \tau_3 + \tau_4. \quad (33)$$

Comparing Eq. (33) with the spin selection rule $s_1 = s_4, s_2 = s_3$ (in the leading approximation in SO) underscores a fundamental difference between the spin and isospin, which is an orbital quantum number.

Under these assumptions, V_C of Eq. (31) is represented in the basis of Φ^{02} functions of Eqs. (28)–(30) as

$$\hat{V}_C^{02} = \begin{pmatrix} U_{02}^\uparrow - J_{02}^\uparrow & 0 & 0 & 0 & 0 & 0 \\ 0 & U_{02}^\downarrow - J_{02}^\downarrow & 0 & 0 & 0 & 0 \\ 0 & 0 & U_{02}^+ & 0 & 0 & 0 \\ 0 & 0 & 0 & U_{02}^- & 0 & 0 \\ 0 & 0 & 0 & 0 & U_{02}^\mu & J_{02} \\ 0 & 0 & 0 & 0 & J_{02} & U_{02}^\epsilon \end{pmatrix}. \quad (34)$$

It includes six Coulomb matrix elements U_{02} and three exchange matrix elements J_{02} . The latter ones include terms that are nondiagonal in τ but obey the selection rule of Eq. (33); one can show that the nondiagonal matrix elements J_{02} are real. The absence of isospin indices in U_{02}^σ and J_{02}^σ indicates that electrons belong to different valleys. Similarly, the absence of spin indices in U_{02}^τ indicates that electrons possess opposite spins.

All Coulomb terms U_{02} have a universal form in the framework of our model and do not depend on the chirality of the nanotube. As distinct from them, exchange integrals J_{02} depend on chirality and, what is even more important, include products of orbital functions $|RK_\tau^\tau\rangle$ with different values of τ . Therefore, they require large momentum transfer of $4\pi/3a$, which is accompanied by fast oscillating factors in the integrands. The calculation of such integrals cannot be performed using envelope functions of Eq. (3) and requires including microscopic Bloch functions of graphene and short-range interaction potentials. This is outside the framework of our model, and since such integrals are small, we disregard them in what follows.

The six different Coulomb integrals U_{02} and their magnetic field dependence are shown in Fig. 7 for $\kappa=1$. As distinct from the single-electron levels of Fig. 3, where the B dependence originated from the orbital and spin magnetic moments, the B dependence of U_{02} integrals is determined by the B dependence of the circumferential wave number k_c

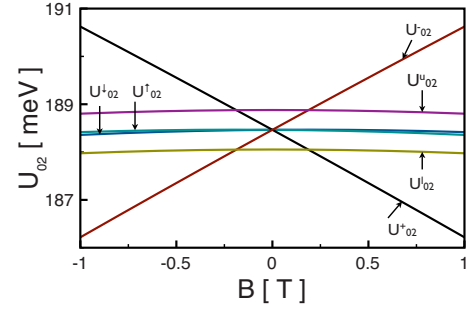


FIG. 7. (Color online) Magnetic field dependence of the Coulomb matrix elements U_{02} in a single QD with dielectric constant $\kappa=1$. Parameters are the same as in Fig. 3(b). The B dependence is strong for isospin-polarized states $|\Phi_3^{02}\rangle$ and $|\Phi_4^{02}\rangle$, with the opposite signs of the slope for $\tau = \pm$. For isospin-unpolarized states the B dependences are weak. The energies U_{02}^\downarrow and U_{02}^\uparrow nearly coincide. For $B=0$, the largest difference in U_{02} energies is achieved for the states with both electrons belonging to the lower or upper Kramers doublet. The matrix elements U_{02} strongly influence the position of the (11)-(02) degeneracy point in Figs. 9 and 10 below.

of Eq. (12) only. Remarkably, this dependence is much stronger for isospin-polarized states $|\Phi_3^{02}\rangle$ and $|\Phi_4^{02}\rangle$ than for the other four states; for the latter ones, the B dependencies are nearly identical. We attribute this behavior to the competition of the two largest terms in k_c , namely, the first and second one of Eq. (12), which therefore does not rely on SO coupling. In $|\Phi_3^{02}\rangle$ and $|\Phi_4^{02}\rangle$ both electrons have the same isospin τ , hence the same B dependences of k_c add, while in all other functions the electrons have opposite signs of τ and the B dependences subtract. We note that in the absence of SO coupling, Coulomb integrals for $|\Phi_1^{02}\rangle, |\Phi_2^{02}\rangle, |\Phi_5^{02}\rangle, |\Phi_6^{02}\rangle$ coincide for all magnetic fields. For nanotubes coated by an insulator, as in experiments by Churchill *et al.*,^{5,20} the Coulomb repulsion is reduced by a factor of $\kappa \approx 10$. It should be noted that the metallic gates used in the experimental setups also strongly screen the Coulomb interaction, and, in particular, they cut off the long-range part of it. Therefore, the absolute numbers for the Coulomb matrix element that we find here are subject to changes depending on the experimental details, however the general trends based on the symmetry of the two-particle wave functions remains.

C. Energy spectrum

The results for the magnetic field dependence of the energy levels of a two-electron QD are shown in Fig. 8. We have diagonalized the two-particle Hamiltonian for a single QD, cf. Ref. 34, in the presence of SO coupling as well as a screened Coulomb interaction, $\kappa=10$. QD parameters are chosen as in Sec. II B. The B dependence of the Coulomb interaction terms U_{02} was taken into account consistently. The comparison of panels (a) and (b) demonstrates the effect of SO coupling. In the absence of SO coupling, Fig. 8(a), the hexaplet remains unsplit at $B=0$ because J_{02} exchange integrals are disregarded. For $\Delta_{SO}=0$, a classification of these degenerate states in terms of a spin singlet (isospin triplet) and a spin triplet (isospin singlet) is appropriate. The B dependence of the isospin-polarized states $|\Phi_3^{02}\rangle, |\Phi_4^{02}\rangle$ and

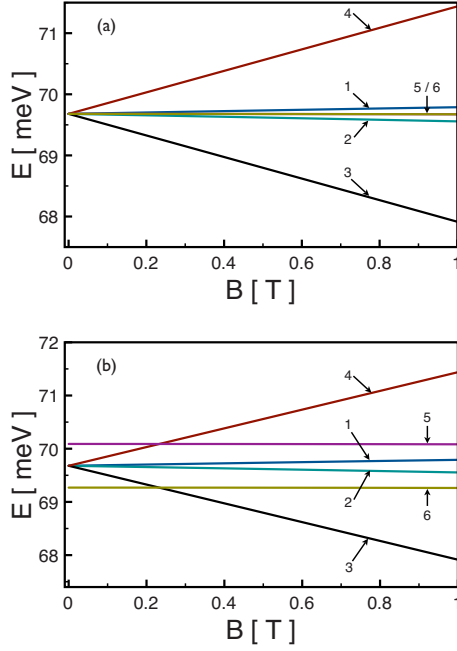


FIG. 8. (Color online) Magnetic field dependence of the energy spectrum of a two-electron single QD. Coulomb interaction is screened by $\kappa=10$; other parameters are the same as in Fig. 3. (a) Without SO coupling the spectrum is sixfold degenerate at $B=0$, and its B dependence originates mostly from the coupling of the orbital and spin magnetic moments to the field. Wave functions can be represented as spin singlets—*isospin* triplets and spin triplets—*isospin* singlets. (b) With SO coupling the spectrum is split at $B=0$. The level crossing at finite B results in a ground state change from two electrons populating the lower Kramers doublet to two *isospin* polarized electrons. Numbers with arrows denote the energy that corresponds to a particular state among $|\Phi_{1,\dots,6}^{02}\rangle$.

spin-polarized states $|\Phi_1^{02}\rangle, |\Phi_2^{02}\rangle$ originates mostly from their orbital and spin magnetic moments, respectively. In the whole region of magnetic fields, the ground state is *isospin* polarized with both electrons in the $\tau=1$ state having opposite spins. SO coupling splits the hexaplet at $B=0$, see Fig. 8(b), with both electrons populating the lower Kramers doublet in the lowest state $|\Phi_6^{02}\rangle$. The level crossing at $B \approx 0.3$ T results in a change of the ground state. This transition might also be seen in the two-electron spectrum of Ref. 18. At larger fields, the ground state becomes well separated from all higher states.

Although we do not calculate electron attraction due to their coupling to phonons, we note that an estimate shows that it might become comparable to a screened Coulomb repulsion for $\kappa \geq 10$. A more detailed investigation of this contribution is needed.

IV. TWO-PARTICLE SPECTRUM AS A FUNCTION OF DETUNING

In recent experiments,²⁰ the dephasing time T_2^* of a two-particle state was obtained by the following measurement cycle. First the system is prepared in the (02) configuration whose ground state is nondegenerate for a CNT-DQD, Fig.

8(b). The doubly occupied right dot might be considered as a double dot in a strongly detuned state where the detuning energy ε compensates the strong Coulomb repulsion; hence, it is energetically favorable for two electrons to populate the same dot. When decreasing ε , the Coulomb repulsion and interdot tunneling allow pushing one of the electrons to the left dot, and the system is transferred into the (11) configuration. This produces an additional degree of freedom, manifesting itself in a quantum well index $L(R)$, and allowing for 16 states in the (11) configuration, as compared to six states in the (02) configuration. The whole space includes 22 basis states. The transfer of the system from the sixfold (02) space to 16-fold (11) space is followed by dephasing due to different mechanisms, including hyperfine interactions and *isospin* scattering. When ε is increased again, after a certain separation time τ_S , the system is prevented from coming back because not all states from (11) are connected by tunneling to the states in (02). This generalized Pauli blockade arises from the selection rules both in spin and *isospin*. The probability of finding both electrons again in the right dot depends on τ_S , and measuring the return probability as a function of τ_S is used to extract T_2^* , as has been done for CNT-DQDs with $T_2^*=3.2$ ns.²⁰ Therefore, T_2^* should strongly depend on the coupling between the energy levels of the (02) and (11) subsystems that will be investigated below.

A. (11) configuration

In this section, we construct a basis of the two-particle Hilbert space of the (11) configuration starting from the (02) configuration basis and using the corresponding single-particle wave functions of Eq. (24). Consider, e.g., the state of Eq. (28) with spin-polarized functions $|\Phi_s^{02}\rangle$. There are two possibilities, either the first or the second electron can occupy the right dot,

$$|\Phi_{I_s}^{11}\rangle = \frac{1}{\sqrt{2}}(|RK_s^+s\rangle_1 |LK_s^-s\rangle_2 - 1 \rightleftharpoons 2),$$

$$|\Phi_{I_s}^{11}\rangle = \frac{1}{\sqrt{2}}(|LK_s^+s\rangle_1 |RK_s^-s\rangle_2 - 1 \rightleftharpoons 2). \quad (35)$$

This procedure, when applied to the states $|\Phi_{1,\dots,6}^{(02)}\rangle$ of Eqs. (28)–(30), results in 12 states of the (11) configuration. From those 12 states, we construct combinations that are symmetric and antisymmetric in L/R space. For example, from Eq. (35) we find for $s=\uparrow$

$$|\Phi_{1\pm}^{11}\rangle \equiv \frac{1}{\sqrt{2}}(|\Phi_{I_1}^{11}\rangle \pm |\Phi_{I_1}^{11}\rangle). \quad (36)$$

We denote by $|\Phi_{1+,\dots,6+}^{11}\rangle$ and $|\Phi_{1-,\dots,6-}^{11}\rangle$, respectively, the symmetric and antisymmetric superpositions in L/R space. In addition, in the (11) configuration there are four states polarized in both spin and *isospin*

$$|\Phi_i^{11}\rangle = \frac{1}{\sqrt{2}}(|LK_s^\tau s\rangle_1 |RK_s^\tau s\rangle_2 - 1 \rightleftharpoons 2). \quad (37)$$

All of them are antisymmetric; similar combinations in (02) are forbidden by the Pauli exclusion principle. We use the

convention $i=13$ for $\tau=+,s=\uparrow$, $i=14$ for $\tau=+,s=\downarrow$, $i=15$ for $\tau=-,s=\uparrow$, and $i=16$ for $\tau=-,s=\downarrow$.

B. Coulomb and tunneling matrix elements

We need to calculate a 16×16 matrix of the Coulomb interaction in the (11) configuration that is similar to Eq. (34), as well as one- and two-particle matrix elements that connect the (02) and (11) subspaces.

In the (11) subspace, the matrix of direct Coulomb terms is diagonal and its matrix elements are equal for symmetric and antisymmetric combinations. Hence, we need to compute only six independent matrix elements for the 12 symmetric and antisymmetric states $|\Phi_{1\pm,\dots,6\pm}^{11}\rangle$. They are denoted as $U_{11}^+, U_{11}^-, U_{11}^{\uparrow}, U_{11}^{\downarrow}, U_{11}^u, U_{11}^l$ according to the spins and isospins of the states involved. There are four additional Coulomb terms for the states $|\Phi_{13,14,15,16}^{11}\rangle$ that are both spin and isospin polarized. We denote their Coulomb matrix elements as $U_{11}^{\uparrow+}, U_{11}^{\downarrow+}, U_{11}^{\uparrow-}, U_{11}^{\downarrow-}$. Since we have chosen the wave functions in such a way that they are real in the classically forbidden regions (see Sec. II B), Coulomb matrix elements between the states $|\Phi_{1+,\dots,6+}\rangle$ and $|\Phi_{1-,\dots,6-}\rangle$ vanish. Furthermore, Coulomb integrals between $|\Phi_{1\pm,\dots,6\pm}\rangle$ and $|\Phi_{13,14,15,16}\rangle$ vanish because of the spin and isospin selection rules.

The strongest B dependence occurs for the six matrix elements ($U_{11}^+, U_{11}^-, U_{11}^{\uparrow+}, U_{11}^{\downarrow+}, U_{11}^{\uparrow-}, U_{11}^{\downarrow-}$) corresponding to the isospin-polarized states (not shown here). Similarly to the (02) configuration, we attribute this behavior to the B dependence of k_c of Eq. (12). However, comparing to the (02) configuration (see Fig. 7) the slopes for $|\Phi_3^{02}\rangle$ and $|\Phi_{3\pm}^{11}\rangle$ have opposite signs. The same holds also for $|\Phi_4^{02}\rangle$ and $|\Phi_{4\pm}^{11}\rangle$.

In addition to the matrix of the direct Coulomb interaction discussed above, there are also exchange matrix elements. As distinct from the (02) configuration, in the (11) configuration there exist a number of interdot exchange matrix elements that are not annihilated by the requirements of the spin conservation and the selection rule of Eq. (33). They include the overlapping densities between the left and right dot. Specifically, for $|\Phi_{1+}^{11}\rangle$,

$$J_{LR}^{\uparrow} = \langle LK_{\uparrow,2}^-; RK_{\uparrow,1}^+ | V_C | LK_{\uparrow,1}^+; RK_{\uparrow,2}^- \rangle. \quad (38)$$

The generalization for other states is straightforward. We find that there are ten independent J -exchange matrix elements in the (11) configuration. All of them are positive, and they are one order of magnitude smaller than the Coulomb terms for the parameters values chosen. In the (11) configuration, these exchange terms shift the energies of the antisymmetric states down and the symmetric states up.

Besides the (11) terms in the Hamiltonian matrix calculated above, the cross terms that provide a coupling between the (11) and (02) configurations are of critical importance. They originate both from the single-electron tunneling Hamiltonian H_T and from the two-electron Coulomb Hamiltonian V_C and connect all $|\Phi^{02}\rangle$ states with the first 12 $|\Phi^{11}\rangle$ states. The last four $|\Phi^{11}\rangle$ states of Eq. (37) cannot tunnel to the (02) configuration by construction.

The first contribution is similar to Eq. (25), yielding 12 matrix elements

$$\langle \Phi_s^{02} | H_T | \Phi_{s\pm}^{11} \rangle = \frac{1}{\sqrt{2}} (\eta_{+,s} \pm \eta_{-,s}),$$

$$\langle \Phi_{\tau}^{02} | H_T | \Phi_{\tau\pm}^{11} \rangle = \frac{1}{\sqrt{2}} (\eta_{\tau,\uparrow} \pm \eta_{\tau,\downarrow}),$$

$$\langle \Phi_u^{02} | H_T | \Phi_{u\pm}^{11} \rangle = \frac{1}{\sqrt{2}} (\eta_{-, \downarrow} \pm \eta_{+, \uparrow}),$$

$$\langle \Phi_l^{02} | H_T | \Phi_{l\pm}^{11} \rangle = \frac{1}{\sqrt{2}} (\eta_{+, \downarrow} \pm \eta_{-, \uparrow}). \quad (39)$$

Here H_T are sums of the tunnel Hamiltonians of Eq. (27) over both electrons, and $\eta_{\tau,s}$ are defined by Eq. (26). Note that \pm signs in Eq. (39) correspond to symmetric and antisymmetric states in the (11) configuration. At $B=0$, antisymmetric combinations $|\Phi_{5-,6-}^{11}\rangle$ are forbidden from tunneling to (02) because of spin and isospin conservation and the relation $\eta_{\tau,s}(B) = \eta_{-\tau,-s}(-B)$ established in Sec. II B. From Eq. (39) follows that antisymmetric combinations are not entirely forbidden from tunneling to the (02) configuration because of the (τ,s) dependence of the tunneling matrix elements $\eta_{\tau,s}$. However, as one concludes from Fig. 5, this dependence is rather weak, only about 1%, and therefore transitions to (02) states from antisymmetric (11) states are strongly suppressed. It is in this sense that we discuss the left-right (L/R) symmetry selection rules in what follows. Since they are approximate, the corresponding level crossings transform into narrow avoided crossings.

The second contribution originates from the Coulomb interaction and is also represented by 12 matrix elements

$$\langle \Phi_s^{02} | V_C | \Phi_{s\pm}^{11} \rangle = J_{02\leftrightarrow 11}^{s\pm},$$

$$\langle \Phi_{\tau}^{02} | V_C | \Phi_{\tau\pm}^{11} \rangle = J_{02\leftrightarrow 11}^{\tau\pm},$$

$$\langle \Phi_u^{02} | V_C | \Phi_{u\pm}^{11} \rangle = J_{02\leftrightarrow 11}^{u\pm},$$

$$\langle \Phi_l^{02} | V_C | \Phi_{l\pm}^{11} \rangle = J_{02\leftrightarrow 11}^{l\pm}. \quad (40)$$

All of them include overlap densities from the right and left dots. As an example, we present the exchange integral between the states $|\Phi_1^{02}\rangle$ and $|\Phi_{1\pm}^{11}\rangle$

$$J_{02\leftrightarrow 11}^{\uparrow\pm} = \frac{1}{\sqrt{2}} (\langle RK_{\uparrow,2}^-; RK_{\uparrow,1}^+ | V_C | RK_{\uparrow,1}^+; LK_{\uparrow,2}^- \rangle \pm \langle RK_{\uparrow,2}^-; RK_{\uparrow,1}^+ | V_C | LK_{\uparrow,1}^+; RK_{\uparrow,2}^- \rangle). \quad (41)$$

Other exchange integrals of Eq. (40) have a similar structure and the \pm signs refer to the symmetric and antisymmetric linear combinations in the L/R degree of freedom for the (11) configuration. The integrals of Eqs. (39) and (41) are subject to the same spin/isospin selection rules and contribute additively to all (avoided) crossings between the (02) and (11) states. Comparing Eqs. (38) and (41) one notices immediately that matrix elements including an odd (even) number of the wave functions of the left or the right dot have opposite (same) signs in the symmetric and antisymmetric states.

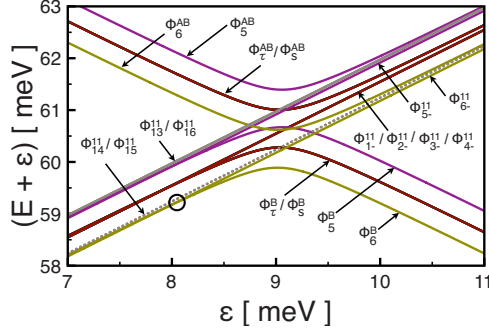


FIG. 9. (Color online) Two particle spectrum at $B=0$ as a function of detuning ε demonstrating a gradual transition between the (11) and (02) configurations. Parameter values are the same as in Fig. 3(b), dielectric constant $\kappa=10$. Hybridized bonding and antibonding states are designated as $\Phi_i^B = \alpha_i \Phi_{i+}^{11} + \beta_i \Phi_i^{02}$ and $\Phi_i^{AB} = \alpha_i \Phi_{i+}^{11} - \beta_i \Phi_i^{02}$, respectively. The coefficients $\alpha_i, \beta_i > 0$ depend on ε and were found from numerical diagonalization. Antisymmetric $|\Phi^{11}\rangle$ states that practically do not hybridize with $|\Phi^{02}\rangle$ states are designated as $|\Phi_{i-}^{11}\rangle$. Slashes indicate the states that are either exactly (Kramers) or nearly degenerate; all of them are spin (isospin) polarized. The states $|\Phi_5\rangle$ and $|\Phi_6\rangle$ are split by SO coupling. Remarkably, the ground states of (02) and (11) are not tunnel coupled, and the circle highlights the crossing point between the states $|\Phi_6^B\rangle$ and $|\Phi_6^{11}\rangle$.

C. Energy spectrum

For electron spin dynamics as well as for electron manipulation by gate voltages, the dependence of the energy levels on the detuning ε between the two dots and the magnetic field B is important. Especially, the position of the energy levels and the width of the avoided crossings that appear due to tunneling and exchange integrals might be observed in transport experiments on CNT-DQDs.

Figure 9 presents the result of the two-particle spectrum as a function of detuning at $B=0$. Other dot parameters are the same as in Fig. 3(b). In the lower right corner, the system is in the (02) configuration and the ground state is given by $|\Phi_6^{02}\rangle$ with both electrons populating the lower Kramers doublet. The next group of states ($|\Phi_5^{02}\rangle$ with $s = \uparrow, \downarrow$ and $|\Phi_7^{02}\rangle$ with $\tau = \pm$) originates from the mixed populations of the two Kramers doublets. The splittings between their energies are controlled by the matrix elements U_{02}^\dagger and U_{02}^+ , the first of which is small and the second vanishes at $B=0$, see Fig. 7. They are not resolved in Fig. 9.

When ε decreases, the six (02) states hybridize with their $|\Phi_{i+}^{11}\rangle$ counterparts and form lower and upper (bonding and antibonding) tunnel components, indicated by B and AB superscripts in the figure. The (11)-(02) degeneracy point is located at $\varepsilon \approx U_{02}/2$. Here U_{02} is a mean value of the integrals U_{02}^i with $i = (\uparrow, \downarrow, +, -, u, l)$ defined in Sec. III B that differ only within 10% among each other. More accurate positions of the degeneracy points for specific transitions are $\varepsilon_i^0 = [U_{02}^i - (U_{11}^i + J_{LR}^i)]/2$ where J_{LR}^i are exchange integrals defined by Eq. (38); J_{LR}^i are only about a few percent of U_{02} . The widths of the tunnel doublets at ε_i^0 points can be found from Eqs. (39) and (41), for instance, for the up-spin state $|\Phi_1\rangle$ it equals $\sqrt{2}(\eta_{+1} + \eta_{-1}) + 2J_{02 \rightarrow 11}^\pm$. As seen in Fig. 9, the

splitting between bonding and antibonding states becomes large in the vicinity of the (11)-(02) degeneracy point and competes with the SO-induced splitting.

We note that these equations do not involve the states $|\Phi_{13,14,15,16}^{11}\rangle$ since they are completely decoupled from all different states and pass through the whole region of the (02)-(11) resonances without any avoided crossings.

Remarkable properties of the ground state deserve a special attention. In the absence of Coulomb interaction (or for very large κ), the ground state of the (11) configuration is controlled by tunneling and is a bonding state that is always symmetrical, see Fig. 4(a). However, because of the competition between tunneling, Eq. (39), and exchange, Eqs. (38) and (40), the ordering of levels can change. This reordering of levels is a real consequence of our calculations despite the large value of $\kappa=10$. The level of the symmetrical hybridized state of $|\Phi_{13}^{11}\rangle$ and $|\Phi_6^{02}\rangle$ (designated as a bonding state $|\Phi_6^B\rangle$ in Fig. 9) crosses the level of the antisymmetric state $|\Phi_6^{11}\rangle$ at the point highlighted by a circle in Fig. 9. While to the left from the circle, these levels nearly merge in Fig. 9, they are well resolved in Fig. 11. Under such conditions, the ground states on the left and right from the (11)-(02) resonance are not connected because of the highly unusual order in which the levels follow on the left, i.e., in the mostly (11) configuration. There the antisymmetric state lies below the symmetric one, as a consequence of the fact that the exchange integrals (see Sec. IV B) prevail over the competing contribution of the tunneling matrix elements.

Besides the state $|\Phi_6^{11}\rangle$ there are different (nearly) unconnected states showing up as lines monotonously increasing with ε in Fig. 9. Altogether, there are ten states in (11) from which electrons cannot tunnel to (02), six antisymmetric states and four states $|\Phi_{13,14,15,16}^{11}\rangle$ which have no counterparts in the (02) configuration.

In Fig. 9, there are two kinds of level crossings. All crossings related to $|\Phi_{13,14,15,16}^{11}\rangle$ are robust, in the framework of our scheme, against small perturbations because these are the only states that are both spin and isospin polarized. In particular, they do not rely on the L/R symmetry. Distinct from them, the crossings involving $|\Phi_{5,6-}^{11}\rangle$ states and narrow anticrossings involving other $|\Phi_{i-}^{11}\rangle$ states rely on the L/R symmetry (that is not exact and is based on the weak dependence of $\eta_{\tau,s}$ on (τ, s) and similar properties of exchange integrals, cf. Sec. IV B). A violation of this symmetry transforms them into avoided crossings, therefore, the widths of the anticrossings can be controlled by the gates. This might allow control of the system passage across the point indicated by a circle in Fig. 9 when performing the (02) to (11) excursions. Note, the above statements relate only to the stability of the crossings. The very fact of the existence of specific crossings depends on the relative magnitude of a number of different Coulomb and tunnel matrix elements.

One general comment regarding the ground states of two-electron DQDs is relevant. According to the Lieb-Mattis theorem,^{49,50} the ground state of a two-electron system, at $B=0$ and in the absence of SO coupling, is always a spin singlet. The proof of this statement (attributed to Wigner in Ref. 49) is applicable only to scalar wave functions. Therefore, it is not applicable to carbon nanotubes where the wave functions are spinors in the pseudospin space. Also, the clas-

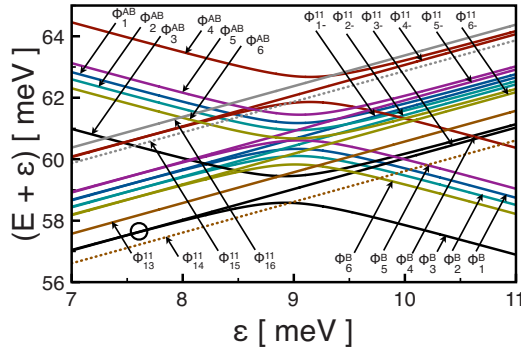


FIG. 10. (Color online) Same as in Fig. 9 for a magnetic field $B=1$ T. Again, bonding and antibonding states are denoted as Φ_i^B and Φ_i^{AB} , respectively. All degeneracies are removed. Four $|\Phi_{13-16}^{11}\rangle$ states and six $|\Phi_{i-}^{11}\rangle$ that practically do not hybridize with $|\Phi^{02}\rangle$ states are shown as ascending lines. The circle highlights the intersection of the $|\Phi_3^B\rangle$ hybridized state with $|\Phi_{3\pm}^{11}\rangle$. See text for details.

sification of the quantum states of SO-coupled systems is generically impossible in terms of the spin eigenstates. Hence, it is quite remarkable that despite all these odds, both GS wave functions of Fig. 9 belong to the group of functions with zero mean value of the spin. A specific GS function is chosen by a number of competing parameters.

Figure 10 presents the energy spectrum as a function of detuning ε for a magnetic field $B=1$ T. All degeneracies, both in (11) and (02), are lifted. This field is large enough to change the symmetry of the ground states both in the (11) and (02) configurations. Once again, a GS to GS transition is not allowed. At the (02) side, the splitting of the isospin doublet $|\Phi_{\tau}^{02}\rangle$, $\tau = \pm 1$, becomes larger than the SO splitting separating $|\Phi_5^{02}\rangle$ and $|\Phi_6^{02}\rangle$ states and its $\tau=+$ component $|\Phi_3^{02}\rangle$ shifts to the spectrum bottom, in agreement with the experimental findings of Refs. 18 and 20. At the (11) side, the magnetic field splits the $|\Phi_{14,15}^{11}\rangle$ Kramers doublet (that was only slightly above the ground state in Fig. 9) and shifts its $|\Phi_{14}\rangle$ component to the spectrum bottom; it is spin and isospin polarized with $s=\downarrow, \tau=+$. In this context, it is instructive to follow the adiabatic evolution of the $|\Phi_3^B\rangle$ ground state starting from $|\Phi_3^{02}\rangle$ in the lower right corner of Fig. 10. After crossing the $|\Phi_{14}\rangle$ ground state (this crossing is both spin conservation and L/R symmetry protected), it passes through a narrow anticrossing with $|\Phi_{3\pm}^{11}\rangle$ (protected by the weak B dependence of $\eta_{\tau,s}(B)$ and highlighted by a circle) to appear only slightly above it as $|\Phi_{3+}^{11}\rangle$, see Fig. 11. Similarly to the related comment to Fig. 9, the width of the avoided crossing can be enhanced by producing asymmetry between the left and right dots. Since $|\Phi_{14}^{11}\rangle$ and both states $|\Phi_{3\pm}^{11}\rangle$ possess the same pseudospin $\tau=+$ while $|\Phi_{3\pm}^{11}\rangle$ are spin unpolarized and $|\Phi_{14}^{11}\rangle$ is spin polarized, the relaxation from $|\Phi_{3\pm}^{11}\rangle$ to the ground state is only possible due to the spin nonconservation. Therefore, excursions from (02) to (11) can be used for measuring the spin-relaxation rate.

We have checked the behavior of the level crossings, highlighted by circles in Figs. 9 and 10, when we change the size of the gap E_g . With E_g increasing twice, both crossings remain stable and move to the right, nearly half way to the (11)-(02) degeneracy point ($\varepsilon \sim 11$ meV).

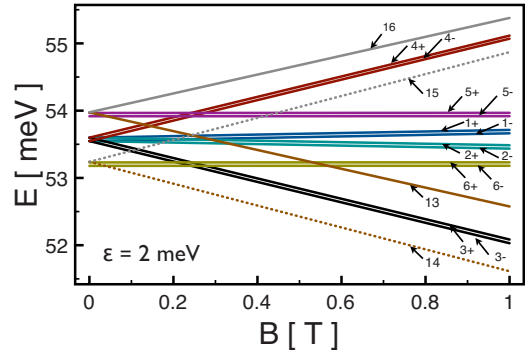


FIG. 11. (Color online) Magnetic field dependence of the energy spectrum of a two-electron double dot for $\varepsilon=2$ meV where the admixture of both (02) and (20) configurations is negligibly small. The Coulomb interaction is screened by $\kappa=10$ and other parameters are the same as in Fig. 3. Numbers with arrows denote particular $|\Phi_{1\pm, \dots, 6\pm, 14, \dots, 16}^{11}\rangle$ states. Relative magnitudes of the different level splittings originating from the tunneling and Coulomb interaction are distinctly seen. At $B=0$, the dominating splitting comes from Δ_{SO} depending on whether one or both electrons belong to the upper or lower Kramers doublet; other contributions are smaller by one order of magnitude. The strong B dependence is controlled by the isospin through μ_{orb} and a weaker one by the spin through μ_B . The splittings of bonding and antibonding levels are weak, and their sign is controlled by the prevalence of the Coulomb contribution over tunneling.

In Figs. 9 and 10, in the vicinity of the (11)-(02) degeneracy point, gross features are dominated by the $|\Phi^{11}\rangle$ - $|\Phi^{02}\rangle$ hybridization. To illuminate different properties of the spectrum, its SO coupling and B dependence, we present in Fig. 11 the energy spectrum at $\varepsilon=2$ meV. While it was found by the same procedure as Figs. 9 and 10, we checked that it is very close to the spectrum found in the 16×16 basis of $|\Phi^{11}\rangle$ functions; in particular, all levels follow in the same order. This proves that the contribution of the polar configuration (20) (with both electrons on the left dot) not included in our calculations is small at $\varepsilon=2$ meV and has only minor effect on the results.

At $B=0$, the spectrum is dominated by the splitting originating from the onefold or twofold population of the upper and lower Kramers doublets separated by $\Delta_{SO} \sim 0.4$ meV. Splittings from the interdot exchange matrix elements are lesser: $J_{LR}^i \approx 0.03$ meV for $\kappa=10$, Fig. 11. The tunneling matrix elements $\eta \sim 0.02$ meV [see Fig. 5 and Eq. (39)] also induce lesser splittings. Therefore, the gross structure of the energy spectrum is controlled by Δ_{SO} , and this suggests describing it primarily in terms of Kramers doublets rather than independent spin and isospin populations. The fine structure inside each group ($4+8+4$), originating from tunneling and Coulomb terms, should be accessible for experimental resolution. One can also distinguish energy differences between the bonding and antibonding $|\Phi_{i\pm}^{11}\rangle$ states and the states forbidden for tunneling to (02). It is seen that the energies of antisymmetric states are lower than the energies of the corresponding symmetric states in the whole range of magnetic fields. This is the result of the Coulomb interaction that favors antisymmetric states prevailing over tunneling that favors symmetric states.

The B dependence is dominated by the isospin Zeeman coupling because $\mu_{orb} \gg \mu_B$. However, more careful examination allows distinguishing differences in the slopes of the states with the spin and isospin polarized in the same or in opposite directions, e.g., $|\Phi_{15,16}^{11}\rangle$. A Zeeman splitting of spin-polarized states $|\Phi_{1\pm,2\pm}^{11}\rangle$ is distinctly seen.

V. SUMMARY AND DISCUSSION

We have studied the detailed structure of the energy spectrum of a symmetric carbon-nanotube double quantum dot with either one or two electrons confined by an electrostatic potential. We focused on narrow-gap coated nanotubes allowing efficient gate control for electronic and spintronic applications, and investigated the effect of both SO coupling constants, Δ_0 and Δ_1 , on the energy spectrum. The large effective dielectric constant of such nanotubes ($\kappa \sim 10$) in conjunction with a small electron effective mass $m^* \approx E_g/v^2$ suppresses admixture of the higher longitudinal modes and allows studying the fine structure of the spectrum originating from the spin and isospin degrees of freedom in the framework of a single-mode theory. The importance of such a study is called for by the experimental discovery^{5,20} of very narrow features (≤ 10 mT) in the magnetotransport spectra of DQDs. While a recent theory³⁸ proposed a mechanism for developing magnetocurrent minima with a width $\Delta_{SO}/\mu_{orb} \sim 100$ mT based on the global width Δ_{SO} of the SO split spectrum, unveiling the nature of the narrow features seem to require mechanisms involving specific quantum levels. Note that the basic elements of our theory are also applicable to suspended semiconducting nanotubes as well but accounting for higher longitudinal modes might become necessary.^{35,36,44}

After solving a spinor equation for a double square-well confining potential in the axial direction, we obtained the single-particle spectrum in the presence of SO interaction. Due to the coupling between spin and isospin, the fourfold degeneracy is lifted at zero magnetic field, $B=0$, which results in two Kramers doublets corresponding to either aligned or antialigned spin and isospin. We note that while the diagonal Δ_0 and nondiagonal Δ_1 SO coupling constants combine in the splitting Δ_{SO} between the Kramers doublets, Δ_1 contributes independently to the interdot tunneling rate. As a result, Kramers doublets acquire different B -dependent tunneling rates, Fig. 5; we estimated this difference using the realistic values of Δ_0 and Δ_1 found from the experimental data of Ref. 18. They can be observed in experiments on single-electron transport across double dots.

The basis states for a two-electron DQD in the (02) configuration (both electrons on the right dot) include two spin polarized as well as two isospin-polarized functions, and two functions belonging to the upper and lower Kramers doublet, respectively. All of them are spin-isospin coupled, and the Coulomb interaction energies depend both on the spin and isospin. In the (11) configuration of a symmetric DQD, these functions generate (by moving a single electron from the right to the left dot) 12 basis functions of which six are symmetric (bonding) and six antisymmetric (antibonding) in

the indices of the left (L) and right (R) dots. Four more states, all L/R antisymmetric, have no analogs in the (02) space. Only bonding modes strongly hybridize with (02) states.

Our main result is the energy spectrum of a two-electron DQD, calculated for the regime of comparable tunneling and SO energies, shown in Fig. 9 for $B=0$ and in Fig. 10 for $B=1$ T as a function of the detuning ε between left and right dots. It is discussed in Sec. IV C. Figures 9 and 10 illustrate how fundamentally the isospin degree of freedom and its coupling to the spin change the spectrum. This change makes the analysis of the spectrum much more complicated compared to the spectrum of GaAs DQDs (Ref. 1) which consists of the spin singlet and triplet branches alone.

While both the Pauli blockade and dephasing rate are challenging goals for experimental studies, investigating the dephasing rate by initializing the system in the (02) configuration and making excursions into the (11) configuration is more tractable from a theoretical point of view because of a lesser manifold of quantum states whose width can be controlled by gate potentials. The effect of a magnetic field on the mutual position of the lower levels that influences the relaxation rate between them can be inferred from Figs. 9 and 10 as discussed in Sec. IV C. As distinct from GaAs where the ground state is a singlet, in nanotube DQDs this is a double-populated lower Kramers doublet. We have also found that in our parameter range the ground state in the (11) configuration is antisymmetric in L/R indices because the Coulomb repulsion prevails over tunneling. This unique situation results in the opposite L/R parity of the ground state on both sides of the (11)-(02) degeneracy point, Fig. 9. Therefore, low-energy excursions into the (11) configuration can probe the relaxation rate at small energy transfers and indicate the position of the L/R symmetry point (deviation from it turns the level crossing into an anticrossing). When the magnetic field becomes strong enough, Zeeman splitting shifts a spin-polarized state to the bottom of the spectrum. As a result, ground states on the left and right differ not only in the L/R symmetry but also in the two-particle spin-wave function, Fig. 10. Hence, similar excursions can probe the spin-relaxation rate τ_s^{-1} . Moving up in energy should allow probing higher states of the (11) configuration.

With such a rich energy spectrum, the very notion of the spin (Pauli) blockade should be generalized,²⁰ including both spin and isospin, and the blockade becomes rather sensitive to the parameters of the system. Therefore, it is natural that the blockade has either been observed²⁰ or alternatively not observed¹⁵ by different experimental groups. The outcome should strongly depend on populating the different (11) levels during the initiation phase, mechanisms of the relaxation and leakage, and the topology of the dense intertwined net of the energy levels. A significant challenge is establishing the optimal conditions for achieving the Pauli blockade.

The pattern of the energy spectrum, which is rather involved even in the framework of a simple model (Fig. 10) should become even more complicated in realistic systems due to the τ nonconservation that is usually controlled by extrinsic mechanisms and, therefore, might be different in the left and right dots. It can be taken into account either phenomenologically by including a term $\Delta_{KK'}\tau_1$ into the

Hamiltonian,^{20,34,45,51} or by modeling a short-range disorder.³⁸ Likewise, the electron attraction through their coupling to stretching phonons that can compete with the Coulomb repulsion at $\kappa \sim 10$, cf. Sec. III C, is not studied here and deserves a detailed investigation in the future.

Note added. Recently, we became aware of a paper by von Stecher *et al.*⁴⁴ on a related subject. Both studies are complementary since it⁴⁴ focuses mostly on the effect of electronic correlations in suspended wide-gap nanotubes while we concentrate on the fine SO structure of the spectra

of coated narrow-gap nanotubes where such correlations are suppressed.

ACKNOWLEDGMENTS

We thank C. M. Marcus and A. A. Reynoso for valuable discussions and acknowledge financial support from the Danish Research Council, INDEX (NSF-NRI), IARPA, the U.S. Department of Defense, and the Harvard Center for Nanoscale Systems.

-
- ¹R. Hanson, L. P. Kouwenhoven, J. R. Petta, S. Tarucha, and L. M. K. Vandersypen, *Rev. Mod. Phys.* **79**, 1217 (2007).
- ²J. R. Petta, A. C. Johnson, J. M. Taylor, E. A. Laird, A. Yacoby, M. D. Lukin, C. M. Marcus, M. P. Hanson, and A. C. Gossard, *Science* **309**, 2180 (2005).
- ³S. Iijima, *Nature (London)* **354**, 56 (1991).
- ⁴F. Kuemmeth, H. O. H. Churchill, P. K. Herring, and C. M. Marcus, *Mater. Today* **13**, 18 (2010).
- ⁵H. O. H. Churchill, A. J. Bestwick, J. W. Harlow, F. Kuemmeth, D. Marcos, C. H. Stwertka, S. K. Watson, and C. M. Marcus, *Nat. Phys.* **5**, 321 (2009).
- ⁶R. Saito, G. Dresselhaus, and M. S. Dresselhaus, *Physical Properties of Carbon Nanotubes* (Imperial College Press, London, 1998).
- ⁷A. H. Castro Neto, F. Guinea, N. M. R. Peres, K. S. Novoselov, and A. K. Geim, *Rev. Mod. Phys.* **81**, 109 (2009).
- ⁸J. C. Charlier, X. Blase, and S. Roche, *Rev. Mod. Phys.* **79**, 677 (2007).
- ⁹T. Ando, *J. Phys. Soc. Jpn.* **74**, 777 (2005).
- ¹⁰C. L. Kane and E. J. Mele, *Phys. Rev. Lett.* **78**, 1932 (1997).
- ¹¹J. W. Mintmire, B. I. Dunlap, and C. T. White, *Phys. Rev. Lett.* **68**, 631 (1992).
- ¹²N. Hamada, S. I. Sawada, and A. Oshiyama, *Phys. Rev. Lett.* **68**, 1579 (1992).
- ¹³R. Saito, M. Fujita, G. Dresselhaus, and M. Dresselhaus, *Appl. Phys. Lett.* **60**, 2204 (1992).
- ¹⁴A. Kleiner and S. Eggert, *Phys. Rev. B* **63**, 073408 (2001); **64**, 113402 (2001).
- ¹⁵G. A. Steele, G. Gotz, and L. P. Kouwenhoven, *Nat. Nanotechnol.* **4**, 363 (2009).
- ¹⁶P. Jarillo-Herrero, S. Sapmaz, C. Dekker, L. P. Kouwenhoven, and H. S. J. van der Zant, *Nature (London)* **429**, 389 (2004).
- ¹⁷E. D. Minot, Y. Yaish, V. Sazonova, and P. L. McEuen, *Nature (London)* **428**, 536 (2004).
- ¹⁸F. Kuemmeth, S. Ilani, D. C. Ralph, and P. L. McEuen, *Nature (London)* **452**, 448 (2008).
- ¹⁹R. Leturcq, C. Stamper, K. Inderbitzin, L. Durrer, C. Heiold, E. Mariani, M. G. Schultz, F. von Oppen, and K. Ensslin, *Nat. Phys.* **5**, 327 (2009).
- ²⁰H. O. H. Churchill, F. Kuemmeth, J. W. Harlow, A. J. Bestwick, E. I. Rashba, K. Flensberg, C. H. Stwertka, T. Taychatanapat, S. K. Watson, and C. M. Marcus, *Phys. Rev. Lett.* **102**, 166802 (2009).
- ²¹H. Min, J. E. Hill, N. A. Sinitsyn, B. R. Sahu, L. Kleinman, and A. H. MacDonald, *Phys. Rev. B* **74**, 165310 (2006).
- ²²Y. Yao, F. Ye, X. L. Qi, S. C. Zhang, and Z. Fang, *Phys. Rev. B* **75**, 041401 (2007).
- ²³J. C. Boettger and S. B. Trickey, *Phys. Rev. B* **75**, 121402(R) (2007); **75**, 199903 (2007).
- ²⁴M. Gmitra, S. Konschuh, C. Ertler, C. Ambrosch-Draxl, and J. Fabian, *Phys. Rev. B* **80**, 235431 (2009).
- ²⁵M. V. Entin and L. I. Magarill, *Phys. Rev. B* **64**, 085330 (2001).
- ²⁶E. N. Bulgakov and A. F. Sadreev, *Phys. Rev. B* **66**, 075331 (2002).
- ²⁷T. Ando, *J. Phys. Soc. Jpn.* **69**, 1757 (2000).
- ²⁸A. De Martino, R. Egger, K. Hallberg, and C. A. Balseiro, *Phys. Rev. Lett.* **88**, 206402 (2002).
- ²⁹L. Chico, M. P. Lopez-Sancho, and M. C. Munoz, *Phys. Rev. Lett.* **93**, 176402 (2004).
- ³⁰D. Huertas-Hernando, F. Guinea, and A. Brataas, *Phys. Rev. B* **74**, 155426 (2006).
- ³¹W. Izumida, K. Sato, and R. Saito, *J. Phys. Soc. Jpn.* **78**, 074707 (2009).
- ³²J.-S. Jeong and H.-W. Lee, *Phys. Rev. B* **80**, 075409 (2009).
- ³³L. Chico, M. P. Lopez-Sancho, and M. C. Munoz, *Phys. Rev. B* **79**, 235423 (2009).
- ³⁴D. V. Bulaev, B. Trauzettel, and D. Loss, *Phys. Rev. B* **77**, 235301 (2008).
- ³⁵B. Wunsch, *Phys. Rev. B* **79**, 235408 (2009).
- ³⁶A. Secchi and M. Rontani, *Phys. Rev. B* **80**, 041404(R) (2009); **82**, 035417 (2010).
- ³⁷J. Fischer, B. Trauzettel, and D. Loss, *Phys. Rev. B* **80**, 155401 (2009).
- ³⁸A. Pályi and G. Burkard, *Phys. Rev. B* **80**, 201404(R) (2009); arXiv:1005.2738 (unpublished).
- ³⁹D. Culcer, L. Cywinski, Q. Li, X. Hu, and S. Das Sarma, *Phys. Rev. B* **80**, 205302 (2009).
- ⁴⁰C. L. Kane and E. J. Mele, *Phys. Rev. Lett.* **95**, 226801 (2005).
- ⁴¹A. M. Lunde, K. Flensberg, and A.-P. Jauho, *Phys. Rev. B* **71**, 125408 (2005).
- ⁴²C. T. White, D. H. Robertson, and J. W. Mintmire, *Phys. Rev. B* **47**, 5485 (1993).
- ⁴³W. G. van der Wiel, S. De Franceschi, J. M. Elzerman, T. Fujisawa, S. Tarucha, and L. P. Kouwenhoven, *Rev. Mod. Phys.* **75**, 1 (2002).
- ⁴⁴J. von Stecher, B. Wunsch, M. Lukin, E. Demler, and A. Rey, *Phys. Rev. B* **82**, 125437 (2010).
- ⁴⁵M. S. Rudner and E. I. Rashba, *Phys. Rev. B* **81**, 125426 (2010).
- ⁴⁶L. D. Landau and E. M. Lifshitz, *Quantum Mechanics* (Pergamon, Oxford, 1977), p. 62.

- ⁴⁷S. H. Jhang, M. Marganska, Y. Skourski, D. Preusche, B. Witkamp, M. Grifoni, H. van der Zant, J. Wosnitza, and C. Strunk, *Phys. Rev. B* **82**, 041404(R) (2010).
- ⁴⁸R. Egger and A. O. Gogolin, *Phys. Rev. Lett.* **79**, 5082 (1997); *Eur. Phys. J. B* **3**, 281 (1998).
- ⁴⁹E. Lieb and D. Mattis, *Phys. Rev.* **125**, 164 (1962).
- ⁵⁰N. W. Ashcroft and N. D. Mermin, *Solid State Physics* (Saunders College, Orlando, 1976), Chap. 32.
- ⁵¹K. Flensberg and C. M. Marcus, *Phys. Rev. B* **81**, 195418 (2010).